

# Think Teen!

## 1st Grade of Junior High School WORKBOOK

**Τόμος 4ος**

**Αρχάριοι**

# **ΣΤΟΙΧΕΙΑ ΑΡΧΙΚΗΣ ΕΚΔΟΣΗΣ**

## **ΣΥΓΓΡΑΦΕΙΣ**

**Ευαγγελία Καραγιάννη,  
Εκπαιδευτικός  
Βασιλική Κουή,  
Εκπαιδευτικός  
Αικατερίνη Νικολάκη,  
Εκπαιδευτικός**

## **ΚΡΙΤΕΣ-ΑΞΙΟΛΟΓΗΤΕΣ**

**Θεόδωρος Σκενδέρης,  
Σχολικός Σύμβουλος  
Δημήτριος Χατζηνικολάου,  
Εκπαιδευτικός  
Αλεξάνδρα Αναστασιάδου,  
Εκπαιδευτικός**

## **ΕΙΚΟΝΟΓΡΑΦΗΣΗ**

**Βασίλειος Λόγιος,  
Σκιτσογράφος-Εικονογράφος**

**ΦΙΛΟΛΟΓΙΚΗ ΕΠΙΜΕΛΕΙΑ**

**Μαριάννα Βιβίτσου,  
Εκπαιδευτικός**

**ΥΠΕΥΘΥΝΟΣ ΜΑΘΗΜΑΤΟΣ  
ΚΑΤΑ ΤΗ ΣΥΓΓΡΑΦΗ**

**Ιωσήφ Ε. Χρυσόχοος,  
Πάρεδρος ε.θ.του Παιδαγωγικού  
Ινστιτούτου**

**ΥΠΕΥΘΥΝΟΣ ΤΟΥ ΥΠΟΕΡΓΟΥ**

**Αικατερίνη Λιάτσικου,  
Εκπαιδευτικός**

**ΠΡΟΕΚΤΥΠΩΤΙΚΕΣ**

**ΕΡΓΑΣΙΕΣ**

**Αφοί Ν. Παππά & Σία Α.Ε.Β.Ε.**

**Γ' Κ.Π.Σ. / ΕΠΕΑΕΚ ΙΙ**  
**Ενέργεια 2.2.1 /**  
**Κατηγορία Πράξεων 2.2.1.α:**  
**«Αναμόρφωση των προγραμμάτων**  
**σπουδών και συγγραφή**  
**νέων εκπαιδευτικών πακέτων»**

**ΠΑΙΔΑΓΩΓΙΚΟ ΙΝΣΤΙΤΟΥΤΟ**  
**Δημήτριος Γ. Βλάχος**  
**Ομότιμος Καθηγητής Α.Π.Θ.**  
**Πρόεδρος του Παιδαγωγικού**  
**Ινστιτούτου**

**Πράξη με τίτλο:**  
**«Συγγραφή νέων βιβλίων και**  
**παραγωγή υποστηρικτικού**  
**εκπαιδευτικού υλικού με βάση**  
**το ΔΕΠΠΣ και τα ΑΠΣ**  
**για το Γυμνάσιο»**

**Επιστημονικοί Υπεύθυνοι Έργου**  
**Αντώνιος Σ. Μπομπέτσης**  
**Σύμβουλος του Παιδαγωγικού**  
**Ινστιτούτου**  
**Γεώργιος Κ. Παληός**  
**Σύμβουλος του Παιδαγωγικού**  
**Ινστιτούτου**

**Αναπληρωτές Επιστημονικοί**  
**Υπεύθυνοι Έργου**  
**Ιγνάτιος Ε. Χατζηευστρατίου**  
**Μόνιμος Πάρεδρος**  
**του Παιδαγωγικού Ινστιτούτου**  
**Γεώργιος Χαρ. Πολύζος**  
**Πάρεδρος ε.θ. του Παιδαγωγικού**  
**Ινστιτούτου**

**Έργο συγχρηματοδοτούμενο 75%**  
**από το Ευρωπαϊκό Κοινωνικό**  
**Ταμείο και 25% από εθνικούς**  
**πόρους.**

## ΣΤΟΙΧΕΙΑ ΕΠΑΝΕΚΔΟΣΗΣ

Η επανέκδοση του παρόντος βιβλίου πραγματοποιήθηκε από το Ινστιτούτο Τεχνολογίας Υπολογιστών & Εκδόσεων «Διόφαντος» μέσω ψηφιακής μακέτας, η οποία δημιουργήθηκε με χρηματοδότηση από το ΕΣΠΑ / ΕΠ «Εκπαίδευση & Διά Βίου Μάθηση» / Πράξη «ΣΤΗΡΙΖΩ»



Ευρωπαϊκή Ένωση  
Ευρωπαϊκό Κοινωνικό Ταμείο



Με τη συγχρηματοδότηση της Ελλάδας και της Ευρωπαϊκής Ένωσης



ΕΣΠΑ  
2007-2013  
Πρόγραμμα για τη γνώση  
ΕΥΡΩΠΑΪΚΟ ΚΟΙΝΩΝΙΚΟ ΤΑΜΕΙΟ

Οι διορθώσεις πραγματοποιήθηκαν κατόπιν έγκρισης του Δ.Σ. του Ινστιτούτου Εκπαιδευτικής Πολιτικής

**Η αξιολόγηση, η κρίση των προσαρμογών και η επιστημονική επιμέλεια του προσαρμοσμένου βιβλίου πραγματοποιείται από τη Μονάδα Ειδικής Αγωγής του Ινστιτούτου Εκπαιδευτικής Πολιτικής.**

**Η προσαρμογή του βιβλίου για μαθητές με μειωμένη όραση από το ΙΤΥΕ – ΔΙΟΦΑΝΤΟΣ πραγματοποιείται με βάση τις προδιαγραφές που έχουν αναπτυχθεί από ειδικούς εμπειρογνώμονες για το ΙΕΠ.**

**ΠΡΟΣΑΡΜΟΓΗ ΤΟΥ ΒΙΒΛΙΟΥ  
ΓΙΑ ΜΑΘΗΤΕΣ  
ΜΕ ΜΕΙΩΜΕΝΗ ΟΡΑΣΗ**

---

**ΙΤΥΕ - ΔΙΟΦΑΝΤΟΣ**





**ΥΠΟΥΡΓΕΙΟ ΠΑΙΔΕΙΑΣ,  
ΕΡΕΥΝΑΣ ΚΑΙ ΘΡΗΣΚΕΥΜΑΤΩΝ  
ΙΝΣΤΙΤΟΥΤΟ ΕΚΠΑΙΔΕΥΤΙΚΗΣ  
ΠΟΛΙΤΙΚΗΣ**

**Ευαγγελία Καραγιάννη  
Βασιλική Κουή  
Αικατερίνη Νικολάκη**

**ΑΝΑΔΟΧΟΣ  
ΣΥΓΓΡΑΦΗΣ**

**Ελληνικά  
γράμματα**

**Η συγγραφή και η επιστημονική  
επιμέλεια του βιβλίου  
πραγματοποιήθηκε υπό την αιγίδα  
του Παιδαγωγικού Ινστιτούτου**

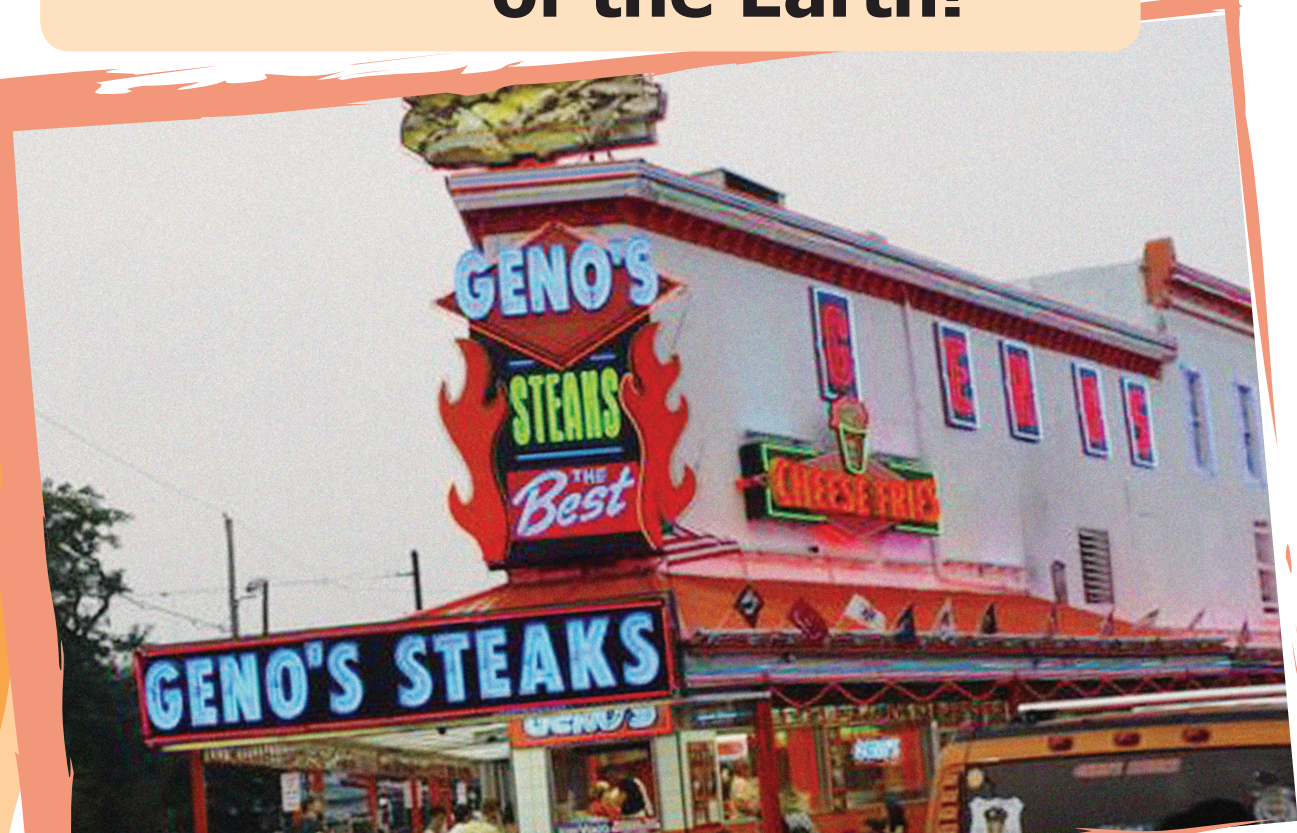
**1st Grade of Junior High School  
Workbook  
Αρχάριοι**

**Ι.Τ.Υ.Ε. «ΔΙΟΦΑΝΤΟΣ»**

**LESSON 1: FOODstuff!**

**LESSON 2: TEEN Voice!**

**LESSON 3: The four corners  
of the Earth!**



**In Unit 6 you will...**

**READ**

- an article about food and teens diet
- a webpage about fashion
- an article from a travel guide about Dubai

# UNIT 6

## Bits and pieces!

### **PRACTISE COLLOCATIONS & VOCABULARY RELATED TO**

- food and snacks
- clothes and accessories
- geographical features
- numbers
- collocations

### **PRACTISE THE USE OF**

- countable/uncountable nouns
- a lot of/(how) much/(how) many
- should/shouldn't
- plural nouns
- comparative & superlative
- The/Zero article

### **WRITE**

- healthy diet rules
- descriptions of people's appearances
- a brochure for a tourist information office

# UNIT 6 Bits and pieces!

## Lesson 1 FOODstuff!



### Reading

## FOOD FOR THOUGHT

- 1 Read the article from a teens webpage and match the extracts (1-3) with the headings (A-D). There's an extra heading you don't need to use.



**Task 37 - p. 136 - 139 / 133**



**A. SHOULD I GO ON A DIET?**

**B. IS EXERCISE SAFE FOR TEENS?**

**C. WHAT DO FOOD LABELS REALLY SAY?**

**D. GREAT WAYS TO HAVE GOOD HEALTH!**

1

---

---

---

**Look at your favourite breakfast cereal or your favourite snack. It says it's full of vitamins. But is it true? Or is it full of sugar, too?**

**Look at the food label. It gives you information that can help you decide what to eat.**

2

**Your best friend looks great but she thinks she is fat and wants to go on a diet.**

**But do all teens really need to lose weight?**

**The first thing you should do is ask your doctor. Of course, smart food choices and exercise can help you, too!**

3

---

---

---

- **Exercise! Find a sport you like and exercise every day.**
- **Drink low-fat milk instead of fizzy drinks.**  
**A cup of milk has only 80 calories!**
- **Drink lots of water.**
- **Eat a variety of foods, including fruit and vegetables.**

based on [http://kidshealth.org/teen/food\\_fitness/](http://kidshealth.org/teen/food_fitness/)





**2** Read the texts again and find...



1. ... two drinks that are good for you. ....  
.....

2. ... one thing you should do before you go on a diet. ....  
.....

3. ... two things your favourite snack can have. ....  
.....

4. ... two things that can help you look great. . ....  
.....



## Vocabulary Link


### Food and Snacks

**3** Here are the names of some food and drinks with the letters mixed up. What are they? Write the words (1-8) and then match them with the pictures (a-h).





c




d



e



f



g



h

1. **emat** .....
2. **rugoyth** .....
3. **natu** .....
4. **ladas** .....
5. **keco** .....
6. **ereb** .....
7. **kilm** .....
8. **cubissit** .....

**4 Complete the gaps with the phrases from the box.**



a slice of  
a packet of  
a bottle of

a carton of  
a can of

1. .... chips

2. ....

or ..... milk

3. .... bread

4. ....

or ..... coke

5. .... ham

6. .... biscuits

7. .... yoghurt

8. .... water

## Collocations

**5** Find the correct collocations and delete the odd one out.



1. I usually have ... food.
  - a. home made
  - b. fizzy
  - c. healthy
  
2. There's a lot of fat and sugar in your ... .
  - a. salad
  - b. diet
  - c. meals
  
3. I don't like ... sandwiches.
  - a. cheese
  - b. ham
  - c. toast

**4. Your eating ... are very healthy.**

- a. snacks**
- b. habits**
- c. meals**

**5. Would you like a slice of ...?**

- a. cake**
- b. pizza**
- c. cereal**



## Grammar Link

### Countable/Uncountable nouns

A lot of / much / many / how much /  
how many

**6** Complete the rules (1-3) with  
'a lot of, many, much'. Then  
match them with the  
examples (a-c).





- 1. We use ‘.....’ in affirmative sentences. e.g. ...**
- 2. We use ‘.....’ with countable nouns in negative and interrogative sentences. e.g. ...**
- 3. We use ‘.....’ with uncountable nouns in negative and interrogative sentences. e.g. ...**
  - a. I don’t eat many vegetables.**
  - b. There are a lot of eggs in the fridge.**
  - c. Do you drink much coke?**

**7** Put ticks in the right columns.  
Then complete the questions  
and the answers.



**Task 38 - p. 140 / 133**

	a lot of	much	many
oranges	✓		✓
water			
eggs			
yoghurt			
pies			
orange juice			

**1. How ..... oranges  
do you eat every day?**

**I don't eat .....**

**2. Do you drink .....  
water with your meals?**

**Yes, I drink ..... water.**

**3. Jenny doesn't eat .....  
eggs. She doesn't like them very  
much.**

**4. How ..... yoghurt  
is there in the carton? Sorry!**

**There isn't .....**

**5. There's ..... of orange  
juice left. Please have another  
glass!**


# Giving Advice - should / shouldn't

**8** Look at the pictures and complete the 'Healthy Diet' Rules. Use should / shouldn't.



**1.** We should eat

.....




**2.** .....

.....



**3.** .....

.....



4. ....  
.....



5. ....  
.....



6. ....  
.....



## Writing

**9** Write 'HEALTHY DIET' rules for your school canteen.



➤ We should buy.....

.....

➤ Our school canteen should sell

.....

➤ .....

.....

➤ .....

.....

➤ .....

.....

➤ .....

.....

## Lesson 2 TEEN Voice!



### Reading

## TEEN FASHION

- 1 Read the information from [www.TeenFashion.com](http://www.TeenFashion.com) and match the links (A-C) with the sentences (1-5).



Task 39 - p. 141 - 144 / 134



## **REAL FASHION FOR REAL TEENS-THE ONLINE RESOURCE**

**We offer lots of tips, ideas, and stories about fashion. Fashion is more than just what supermodels wear- it is also real boys and girls deciding what to wear at school, home or even a cool party.**

**Here at TeenFashion.com, we are not trying to sell you anything. We just want to have fun and look fashionable at the same time. Follow the links and find everything you want to know about.**



**A**



## **Fashion Tips**

- **Learn how to dress for your style or how to make smart buys!**
- **Find out the colours that look good on you and the patterns that make you look slim.**
- **Need the perfect party dress?**
- **Want to know what's hot on the other side of the world?**
- **You don't know what to wear?**

**ASK OUR TEEN STYLISTS!**

**B**



## **Fashion Stories**

**Are you wearing the trendiest earrings? Have you got the perfect T-shirt? Who gave it to you? Where did you buy it? Is there a story behind it? Share it with us!**

**C**



## **Just for Guys**

**Hey guys! Do you think that only girls worry about what to wear? Follow the basic rules about fashion for guys and look smart!**

adapted from <http://fashion.about.com/cs/teentips/l/blguystyle.htm>  
and <http://www.dailyfashion.com/>

**1. Should my jeans and my jeans jacket match?**

.....

**2. Why do all girls want him and not me?**

.....

**3. Are high heels in fashion in Europe?**

.....

**4. I was wearing this T-shirt when this really cool guy came up to me...**

.....

**5. I've got brown hair. Does black suit me?**

.....



## Vocabulary Link

**2** Match the opposites 1-6 with a-f.



**Task 40 - p. 145 / 135**

**1. same**

**≠.....**

**a. cheap**

**2. comfortable**

**≠.....**

**b. unlucky**

**3. expensive**

**≠.....**

**c. uncomfortable**

**4. lucky**

**≠.....**

**d. old-fashioned**

**5. love**

**≠.....**

**e. hate**

**6. trendy**

**≠.....**

**f. different**

## Collocations

**3** Use words from task 2 to complete the sentences.



### Task 41 - p. 146 - 147 / 135

1. My best friend, Nicole, and I have the ..... interests.
2. You are ..... to have such a nice brother.
3. I don't like people taking photos of me. It makes me feel .....  
.....
4. I ..... wearing a school uniform. I prefer jeans.

5. Do you know this new Internet café at the square? It's very ..... All high school kids go there!

## Clothes & accessories

4 Write the correct word under the pictures 1-10.



Task 42 - p. 148 - 149 / 135

sweater  
skirt  
trainers  
heels

trousers  
suit  
belt  
leggings

shirt  
coat  
high



1. ....



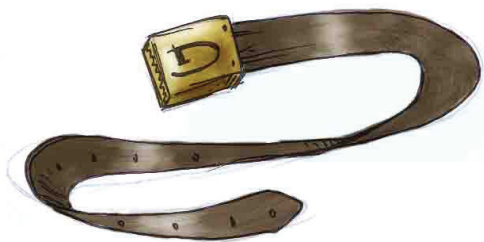
2. ....



3. ....



4. ....



5. ....



6. ....

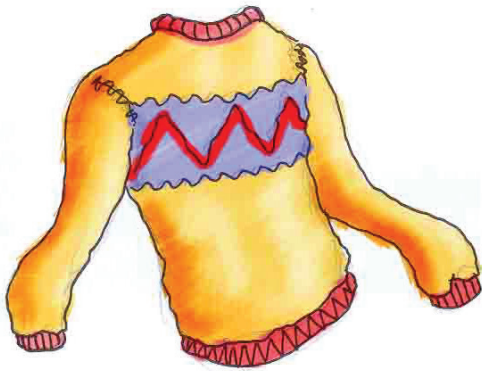




7. ....



8. ....



9. ....



10. ....

**5** Choose the right word to complete the sentences.



**Task 43 - p. 150 / 136**

1. Most of my **classmates/teenagers** are 13 years old but I am 12.
2. We are going to a wedding reception and I'm going to wear a **suit/costume**.
3. We are having PE today. I must wear my **uniform/tracksuit**.
4. Are the **costumes/uniforms** for the school play ready?
5. It's cold today. Where's my **cap/coat** ?



## Grammar Link

### Plural Nouns

**6** Look at task 4 and write the clothes in the right group.



SINGULAR	PLURAL
shirt	trousers

## Comparative

- 7** Match the examples (a-c) with the spelling rules (1-3).



### Adjectives ending in...

consonant-vowel-consonant

consonant + y

consonant + e

## in comparative...

**1. double the final consonant and take -er e.g.**

.....

**2. take -ier e.g.**

.....

**3. take -r e.g.**

.....

## Examples

**a. trendy → trend...**

**b. nice → nice....**

**c. fat → fat....**

**8** Complete the table.

<b>SHORT ADJECTIVES</b>	
<b>tall</b>	<b>taller than</b>
<b>lucky</b>	
<b>cheap</b>	
	<b>nicer than</b>
<b>trendy</b>	
	<b>easier than</b>

## LONGER ADJECTIVES

**fashionable**

**more  
fashionable than**

**more  
comfortable than**

**expensive**

**practical**

**more modern  
than**

**important**

## IRREGULAR ADJECTIVES

**bad**

**worse than**

**good**

**9 a. Complete the sentences.  
Use the positive or the  
comparative forms of the  
adjectives in brackets.**



**Task 44 - p. 152 / 136**

**e.g. The blue T-shirt looks **trendier**  
(trendy) than the red one.**

**1. My uniform is .....  
(nice) than yours.**

**2. John is very .....  
(lucky). He doesn't wear a  
uniform at school.**

**3. This tie looks .....  
(modern) than the one you were  
wearing at my party.**



4. Her trainers look really

.....  
(comfortable).

5. Mike is .....  
(bad) at maths than Jerry.

**b. Now complete the rules.**

- a. In sentence number 1 above, we compare **two / more than** two things.
- b. One and two-syllable adjectives take the ending ..... in comparative form.
- c. We use '.....' with longer adjectives, like 'comfortable'. (sentence number 4)
- d. The irregular comparative form of 'bad' is ..... (sentence number 5)



## Writing

### Appearances

**10** Find four pictures of fashion models from magazines and cut them out. Choose **TWO** of these pictures and write a short paragraph.

- Describe what the models are wearing
- Compare the clothes these models are wearing.
- Bring all four pictures in class and ask your partner to read your paragraph and find the correct pictures.



A large orange rectangular area with a scalloped top edge. Inside this area, there are 18 horizontal dashed lines spaced evenly, providing a template for writing.

## Lesson 3 The four corners of the Earth!



### Reading

Welcome to the desert's most exciting city!

- 1 Read the article from a travel guide about Dubai and put the headings in the right place A-C. There is an extra heading you don't need to use.



Task 45 - p. 153 - 156 / 137 - 138

[Dubai sights and attractions](#)

[Sport and leisure in Dubai](#)

[Shopping in Dubai](#)

[Where to stay in Dubai](#)

**Welcome** to the desert's most exciting city!



**A.**

**In Dubai, prices are low and you can find anything you want. There are shop windows full of gold and silver and busy streets with tiny stores selling electronic items, cameras, computer equipment and more.**

**B.**

**Visitors can enjoy a lot of sporting facilities such as swimming pools, health centres and beach sports. They can also watch camel and horse racing events. There is even an indoor ski run in the middle of the desert!**

## C.

- **Visit the Dubai Museum.** A multimedia exhibition tells the story of Dubai from the earliest times to the present day.
- **Visit the Dubai Zoo.** It is the oldest zoo in the Arabian Peninsula.
- **See the Burj al-Arab ("Tower of the Arabs").** It is a luxury hotel that looks like a sail. It is the tallest hotel in the world and stands in the sea on an artificial island 280 metres away from the beach.

**It has wonderful beaches but it is not Australia; it is one of the world's safest places to go but it is not Singapore; it has luxurious**

**city hotels but it is not Jakarta or Bali. It has first-class shopping but it is not Hong Kong.**

**Dubai is the second largest of the seven United Arab Emirates (UAE) and one of the most important international cities of the 21st century. It is set between Europe and Asia. 60 years ago Dubai was a small fishing village and now it is a modern city of skyscrapers, shopping centres, parks and superhighways.**



**based on [http://www.aidan.co.uk/article\\_dubai\\_information.htm](http://www.aidan.co.uk/article_dubai_information.htm)**

**<http://www.datadubai.com/about.htm>**

**<http://www.dubaicityguide.com/tourism/sightseeing.asp>**



**2** Read the text again and underline the answers to the questions in the text.

- 1. Where is Dubai? Can you find it on the map in the student's book appendix (pages 180 - 183, v.1 / 142)?**
- 2. What was Dubai 60 years ago?**
- 3. Which sport is strange to find in Dubai?**
- 4. What is the Burj al-Arab?**





## Vocabulary Link

### Geographical Features

**3** Match the places (1-10) with the geographical features (a-j).



1. Europe is ...
2. Sweden is ...
3. The Kalahari is ...
4. Olympus is ...
5. The Himalayas are ...
6. The Thames is ...
7. Sardinia is ...
8. The Pacific is ...
9. Niagara is ...
10. The Caspian is ...

- a. a country
- b. a river
- c. an island
- d. a waterfall
- e. a continent
- f. a mountain range
- g. a sea
- h. a desert
- i. an ocean
- j. a mountain

# Numbers

**4** Write the numbers. Then you can write your own numbers in your notebook and ask your partner to read them aloud.



**Task 46 - p. 156 - 157 / 137 - 138**

1. Thirteen thousand, six hundred and seventeen.....
2. Nine hundred and five.....
3. Two hundred and eighty-three .....
4. Four thousand, two hundred and thirteen .....
5. Fifty-two thousand, nine hundred and two .....



## Grammar Link

### Superlative

- 5** a. Match the examples (a-d) with the spelling rules (1-4).



**Adjectives ending in...**

**consonant-vowel-consonant**

**consonant + y**

**consonant + e**

**Longer adjectives**

## in comparative...

1. double the final consonant and take -est e.g. ....
2. take -iest e.g. ....
3. take -st e.g. ....
4. take '.....' before the adjective e.g. ....

## Examples

- a. salty → salt .....
- b. large → larg .....
- c. interesting → ..... interesting
- d. wet → wet .....

**b. Now use the words in the box to complete the rules.**

**best**  
**'the'**

**in the world**  
**more than two**

**In superlative**

**a. we compare .....  
things.**

**b. we use the article .....  
before adjectives.**

**c. we often use phrases like  
.....  
at the end of the sentence.**

**d. the adjective 'good' becomes  
.....**

**6 Use the superlative form of the adjectives to complete the sentences 1-8.**



**Task 47 - p. 158 - 159 / 138**

- 1. The Sahara is .....  
(large) desert in the world.**
- 2. The Himalayas are .....  
(long) mountain range in the  
world.**
- 3. The Mariana Trench is .....  
.....(deep) spot in the  
Pacific Ocean.**
- 4. Mount Everest is .....  
(high) mountain in the world.**



5. England is one of  
..... (wet) countries  
in Europe.

6. Nevrokopi is .....  
(cold) village in Greece.

7. Bishop Rock is .....  
(small) island in the world.

8. People say that you can see  
..... (beautiful)  
sunset from Santorini.

**7** Choose the right word to complete the sentences.



1. Oceania is ..... than Europe.
  - a. small
  - b. smaller
  - c. smallest
  
2. Sudan is the ..... country in Africa.
  - a. large
  - b. larger
  - c. largest
  
3. The Nile is the ..... river in the world.
  - a. long
  - b. longest
  - c. longer

**4. There are ..... islands in the Pacific Ocean than in the Atlantic.**

- a. many**
- b. more**
- c. most**

**5. How ..... is the Dead Sea?**

- a. deep**
- b. deeper**
- c. deepest**

**6. Lake Tahoe is one of the ..... lakes in the USA.**

- a. most beautiful**
- b. beautiful**
- c. more beautiful**

**7. The Blue Team's project was .....project in class.**

- a. better**
- b. better than**
- c. the best**

8. Where's ..... lake?

- a. lower than
- b. lowest
- c. the lowest

## The/Zero Article

**8** Use the words in the box to make rules in the columns below.



**countries**

**streets**

**seas**

**deserts**

**mountains**

**cities**

**rivers**

**oceans**

**lakes**

**mountain ranges**

**islands**

**groups of countries**

# We use the with:

- a. ....
- b. ....
- c. ....
- d. ....
- e. ....
- f. ....

# We use zero article with:

- g. ....
- h. ....
- i. ....
- j. ....
- k. ....
- l. ....

**9 Study the rules and complete the sentences with 'the' or '-'  
article.**



- 1. Is ..... Mediterranean Sea  
between ..... Greece and Egypt?**
- 2. We visited ..... United States  
last summer.**
- 3. There are lots of shops in .....  
Oxford street.**
- 4. .... Thames flows through  
..... London.**
- 5. .... Everest is the highest  
mountain in the world.**



## Writing

### A brochure

- 10** Look at the **Geography Project** by the **Blue Team** in your student's book, pages **43-44, v.3 / 85**. Find interesting facts about **Greece** in your geography book and make a brochure for a tourist information office. A **Geography Project by...**



.....

.....

.....

.....

.....

20 horizontal dashed lines for writing on a light orange background.





**“Planets”**

**“Dwarf Planets”**



**Neptune**



**Uranus**



**Saturn**



**Jupiter**



**Mars**



**Earth**



**Venus**



**Mercury**



**Eris**

**Pluto**

**Ceres**

# UNIT 7

## In our mind's eye!

**LESSON 1: Let's communic8!**

**LESSON 2: Houston, we're back!**

**LESSON 3: TEEN best-sellers!**

# **In Unit 7 you will...**

## **READ**

- a magazine article about emoticons
- a quiz about our solar system
- a blurb of a book

## **PRACTISE COLLOCATIONS & VOCABULARY RELATED TO**

- communication
- famous people
- space
- books

## **PRACTISE THE USE OF**

- **Past Simple of the verb 'to be'**
- **Past Simple of regular verbs**
- **Past Simple of irregular verbs**

## **WRITE**

- **a report presenting similarities and differences between primary school & junior high school**
- **a story about a mission to space**
- **an e-mail about what you did yesterday**

# UNIT 7

## In our mind's eye!

### Lesson 1

## Let's communicate!



### Reading

## Emoticons

- 1 Read the magazine article and write True (T) or False (F) next to sentences 1-5.



### Task 48 - p. 160 - 164 / 138 - 139

1. Sending a text message is expensive. ....
2. When we see our friend we can understand how s/he feels. ....

3. Emoticons are not pictures. ....

4. Emoticons are made out of letters, numbers and punctuation marks. ....

5. Emoticons are easy to read even if it's the first time you see them. ....

## Emoticons!!!

### TEEN newspaper

Do you use your mobile to send text messages? Do you know when your friends are happy or sad?

“Talking” through messages is really cool. It's fast and cheap. But, can we understand how a person we cannot see really feels?

**Can we show feelings in our messages?**

**The solution is “emoticons”! ... “Emoticons” is a new word made up of two other words, emotions, that is feelings, and icons.**

**Emoticons are little face-pictures made out of letters, numbers, or punctuation marks from our computer or mobile keyboard.**

**So why are they good? Because they let people know how we feel without saying “I am happy” or “I am bored”.**

**It’s a bit difficult at the beginning but once you get used to this code, you’ll see that emoticons are a fun way to get your message across! ...**

**Can you match these emoticons with their meanings?**



1. .... :-)
2. .... ;-)
3. .... :-D
4. .... :-/
5. .... :-(
6. .... >:-(
7. .... :-[
8. .... :-C
9. .... :-'-(
10. .... :-X

- a. I'm scared!
- b. I'm laughing. This is very funny!
- c. Sad
- d. Really disappointed.
- e. Happy!
- f. I'm crying.
- g. Joking!
- h. Not sure about this.
- i. My lips are sealed! I won't tell anybody, I promise!
- j. Angry!

adapted from <http://www.chirpingbird.com/netpets/html/computer/emoticon.html>



## Vocabulary Link

**2 Delete the odd one out.**



**e.g.**

**letter**

**e-mail**

~~**phone**~~

**1. inventor**

**blind**

**deaf**

**2. airport**

**public place**

**bank**

**3. bright**

**disabled**

**clever**

**4. cell**

**hyphen**

**comma**

**5. writer**

**poet**

**queen**

**6. emperor**

**actor**

**president**

**3 Match the words 1-6 with their definitions a-f.**



**1. code**

.....

**a. make something new**

**2. language**

.....

**b. put your hand on something**

**3. invent**

.....

**c. a piece of plastic, metal etc.  
with information for people**

**4. touch**

.....

**d. we make or repair things  
there**

**5. workshop**

.....

**e. the words we use to speak  
or write**

**6. sign**

.....

**f. a system of symbols**

## Collocations

**4** Use the words in the box to complete sentences 1-10.



**Task 49 - p. 165 - 166 / 139 - 140**

code  
touch  
blind  
poet

languages  
workshop  
queen

invented  
sign  
scientists

1. .... are working hard to find a cure for cancer.
2. Dennis can ..... the ceiling. He is very tall.
3. Luis Braille ..... a code for the blind.

**4. Seferis is my favourite**  
.....

**5. She was ..... in her  
right eye after a car accident.**

**6. They are using a secret .....  
..... to communicate.**

**7. .... Elizabeth  
turned 80 last week.**

**8. What ..... can  
you speak?**

**9. Where's Tim? He's helping his  
dad at the .....**

**10. You can't feed the animals in the  
zoo. There was a ..... at  
the entrance.**



## Grammar Link

### Past Simple of the verb 'to be'

**5** Complete the tables.



#### Affirmative

**I was**

**You were**

**He/She/It**

.....

**We/You/They**

.....

## Negative

### Full Form

I **was** not

You .....

He/She/It .....

We/You/They

.....

### Short Form

I wasn't

You .....

.....

We/You/They

.....

## Interrogative

..... I?

..... you?

Was he/she/it?

..... we/you/they?

## Short Answers

**Yes, you were./ No, you weren't.**

**Yes, I was./.....**

.....

.....

- 6** How much do you remember from your student's book?  
**Write true sentences.**





<b>Homer</b>		<b>an inventor.</b>
<b>Elvis Presley and John Lennon</b>		<b>a queen.</b>
<b>Cleopatra</b>	<b>was</b>	<b>singers.</b>
<b>Marcus Aurelius</b>	<b>were</b>	<b>actresses.</b>
<b>Aliki Vougiouklaki and Marilyn Monroe</b>		<b>a poet.</b>
<b>Edison</b>		<b>an emperor.</b>

1. Homer was a .....

.....

.....

2. ....

.....

.....

3. ....

.....

.....

4. ....

.....

.....

5. ....

.....

.....

6. ....

.....

.....

**7 Write true sentences using  
There was/There wasn't/  
There were/There weren't.**



e.g. There **were** some black clouds  
in the sky this morning.

1. There ..... an adventure  
film on TV last night.

2. There ..... 10 students  
in the classroom yesterday.

3. There ..... five CDs in  
my school bag two hours ago.

4. There ..... a magazine  
on my desk ten minutes ago.

5. There ..... a skateboard  
under my bed this morning.

**8 Write questions.**



e.g. Where **was Tina last Saturday?**  
Tina was at the school party  
last Saturday.

1. When .....

.....

Mum was very tired yesterday.

2. How many .....

.....

.....

There were two documentaries  
on TV last night.

**3. Why .....**

.....

**Jim was in hospital last week  
because he was ill.**

**4. How old.....**

.....

**Andrew was five years old in 2006.**



## Writing

### A report

**9** Was the primary school you went to different from the Junior High School you go to now? Write a report to present similarities and differences between the two schools.



- Organise your ideas under headings.
- Think of similarities and differences in the buildings, the teachers, the school subjects.
- Use (there) was / (there) were.
- Which one do you prefer? Why?

**e.g.**

**The ..... junior high school I go to now is similar to/different from the primary school I went to the previous years.**

## **THE BUILDING**

**There were two classrooms at my primary school. There wasn't a basketball court.**

### **PRIMARY SCHOOL OR JUNIOR HIGH?**

.....

.....

.....

.....

.....

Handwriting practice area with 15 horizontal dashed lines on a light pink background.



A large rectangular area with a light pink background and a thin red border. It contains 15 horizontal dashed lines, evenly spaced, intended for writing.

## Lesson 2 Houston, we're back!



### Reading

How much do you know about our solar system?

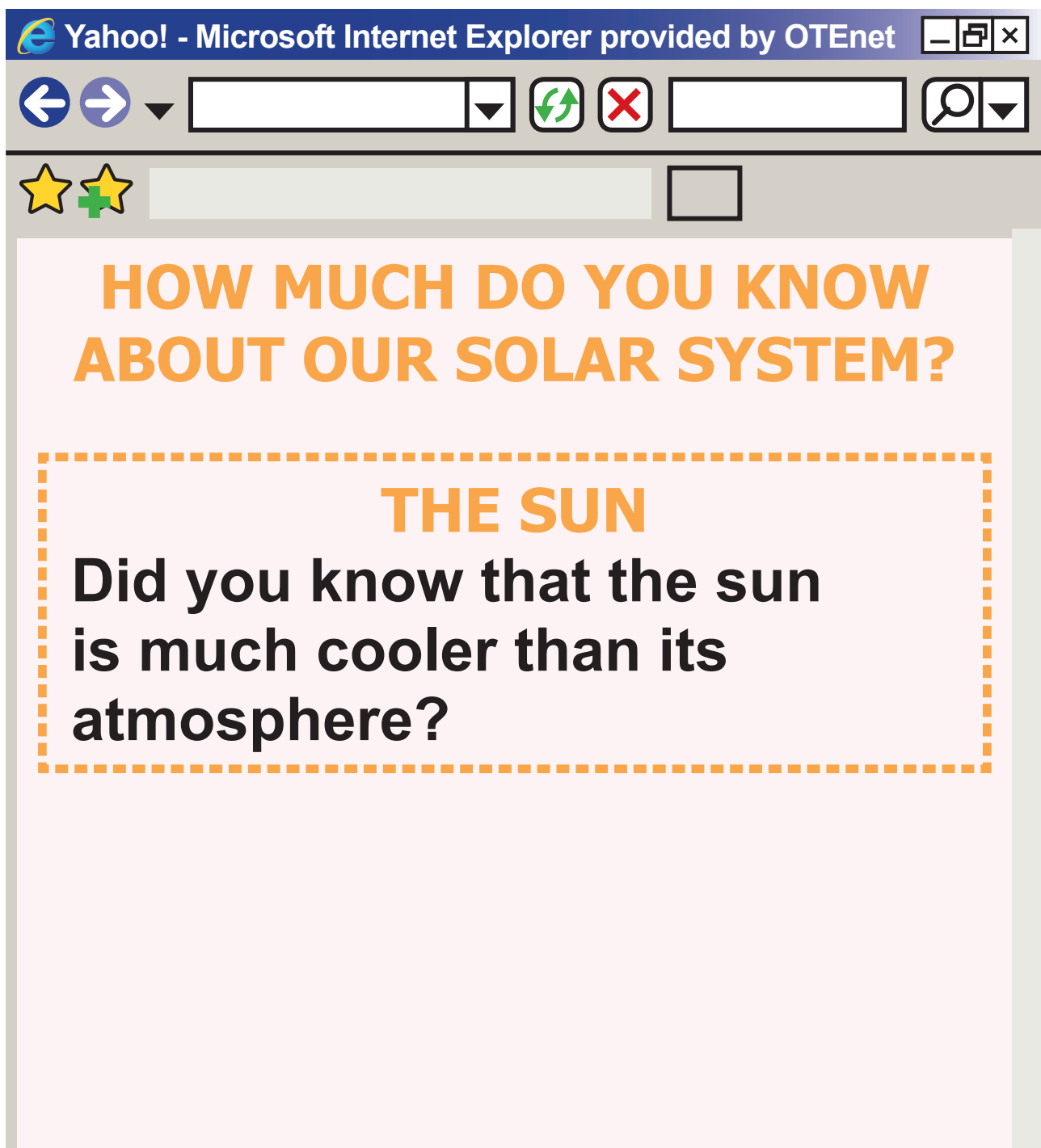
- 1 Do the solar system quiz. Then read the texts and check your answers.



1. .... has got many rings.
2. If you lived on ....., you'd be very rich.
3. No spacecraft has ever visited .....
4. On ..... you can die both of heat and of cold.

5. The atmosphere of the .....  
is hotter than its surface.

6. The biggest volcano is on  
.....



The screenshot shows a Microsoft Internet Explorer browser window. The title bar reads "Yahoo! - Microsoft Internet Explorer provided by OTEnet". The address bar is empty. The browser interface includes navigation buttons (back, forward), a search icon, and a star icon for bookmarks. The main content area features a light pink background with the following text:

**HOW MUCH DO YOU KNOW ABOUT OUR SOLAR SYSTEM?**

**THE SUN**

**Did you know that the sun is much cooler than its atmosphere?**

## **SATURN**

**Saturn is many scientists' favourite planet. Its beautiful rings are 169,800 miles wide. Saturn has more moons than any other planet.**

## **NEPTUNE**

**For many centuries people did not know that this planet existed. It was discovered by Johann Galle and Heinrich D'Arrest in 1846.**

## **PLUTO**

**Pluto is so small that many scientists don't think it is a planet at all. It is the only planet that has never been visited by a spacecraft. That's why we know very little about it.**

## **MARS**

**Mars excites scientists because it is more like the Earth than any of the other planets. Mars once had rivers, streams, lakes, and even an ocean. Today the only water on Mars is frozen. Mars has much higher mountains, and far deeper canyons than the Earth. It also has the solar system's biggest volcano, Olympus Mons.**

## **MERCURY**


**Mercury is a world of extremes. Because it is so close to the sun a visitor could easily cook to death. However, because it turns round so slowly it gets very cold in the night time, which means a visitor could also freeze to death.**

## **URANUS**

**Uranus is a very strange planet. Scientists think Uranus has a huge water ocean under its clouds. It has a large rocky core, and it could contain trillions of large diamonds.**

**For more information about our solar system, visit**  
**<http://www.kidsastronomy.com>**





**2** Read the clues and do the crossword puzzle.



1 2 3 4 5 6 7 8 9 10 11 12 13


1 2 3 4 5 6 7 8 9



## **ACROSS →**

- 1. Neil Armstrong was an ...**
- 3. I need a ... to climb up this high wall.**
- 4. Collins was the first woman ... of NASA.**
- 5. Bali is a very popular holiday ...**
- 6. There are nine ... in our solar system.**
- 7. The 'Eagle' was Armstrong's ... module.**
- 8. What's James Bond's next ...?**
- 9. We've got two more minutes before ...**

## **DOWN ↓**

---

- 2. The astronaut put on his ... and he was ready to board the spacecraft.**
- 12. There are nine lines on the Greek ..., five blue and four white ones.**
- 13. All members of the ... helped the passengers put on their life jackets.**



**3** Look at task 1. Which planets is there information about? Which ones are missing? Write the English and the Greek names for all the planets.



<b>English</b>	<b>Greek</b>
<b>1.</b>	
<b>2.</b>	
<b>3.</b>	
<b>4.</b>	
<b>5.</b>	
<b>6.</b>	
<b>7.</b>	
<b>8.</b>	
<b>9.</b>	



## Grammar Link

### Past Simple - Regular verbs

4 Complete the tables.



#### Affirmative

I/You/He/She/It/We/They **landed**  
on the moon.

#### Negative

##### Full Form

I/You/He/She/It  
We/They ... not  
**land**

##### Short Form

I/You/He/She/It  
We/They **didn't**

.....

on the moon.

## Interrogative

**Did** I/you/he/she/it/we/they  
..... on Mars?

## Short Answers

**Yes,** I/you/he/she/it/we/they .....

**No,** I/you/he/she/it/we/they .....

## 5 Complete the sentences.



1. We use Past Simple to talk about actions that happened in the ...

a. present

b. past

2. **Regular verbs** in Past Simple end in **-ed**

e.g. I land → |.....

3. Verbs ending in **consonant-e** take **-d**

e.g. They change → **They** .....

4. Verbs ending in **consonant-vowel-consonant** double the final consonant

e.g. I stop → |.....



5. Verbs ending in **consonant + y**  
take **-ied**

e.g. We try hard →

**We**.....

**BUT** He stays → **He**.....

.....

6. In interrogative and negative form we use **did** e.g. .... you visit your grandparents at weekends? Yes, I did./ No, I didn't.

**BE CAREFUL!**

7. We use **was/were** in interrogative and negative sentences with **the verb 'to be'**.  
e.g. .... you at school an hour ago? No, I .....

**6** Write the verbs in the Past Simple in the correct column.



consonant + -ed	-e + -d → -ed
cook → cooked	

<b>study</b>	<b>cook</b>	<b>travel</b>	<b>stop</b>
<b>walk</b>	<b>carry</b>	<b>climb</b>	<b>collect</b>
<b>stay</b>	<b>plant</b>	<b>invent</b>	<b>believe</b>
<b>plan</b>	<b>play</b>	<b>like</b>	<b>tidy</b>
<b>love</b>			

<b>double consonant -ed</b>	<b>consonant + y → -ied</b>
<b>stop → stopped</b>	<b>study-studied</b>
	<b>vowel + y → -ed</b>

**7 Write questions. Then ask your partner these questions and write down his/her answers.**



**e.g. You/walk/to school/yesterday?**



**Did you walk to school yesterday? Yes, I did.**

**1. your brother/ watch TV/ last night?**

.....  
.....

**2. your mum/plant a flower/this morning?**

.....  
.....

**3. you/ visit/ Paris/ last year?**

.....  
.....

**4. your friend/ study hard for the test?**

.....  
.....

**5. granny/ be/ at church/ on Sunday?**

.....  
.....

**8** Look at pages 77-79, v.3 / 98 of your student's book and write true sentences.



e.g. Neil Armstrong walked on Mars.  
**Neil Armstrong didn't walk on Mars. He walked on the Moon.**

**1. The trip to the moon was easy.**

.....  
.....

**2. There were three more astronauts with Armstrong.**

.....  
.....

**3. Armstrong opened the window.**

.....  
.....

**4. The two astronauts stayed about four hours on the moon.**

.....  
.....

**5. They planted flowers.**

.....  
.....

**6. On July 24th the crew landed in the Atlantic Ocean.**

.....  
.....



## Writing

### A mission to space

- 9 Use the information from the speaking task on pages 88-89, v.3 / 102 in your student's book and write a story for a web competition called 'A mission to space'.





# 'A mission to space'

You won't believe it! Last ..... I  
was on a mission to space. I was  
the commander and the other  
astronauts were my friends, .....  
We .....

.....

.....

.....

.....

.....

.....

.....

.....

.....

.....

.....

.....

.....

.....

.....

.....

## Lesson 3 TEEN best-sellers!



### Reading

#### My favourite book


1 Read the text and answer the questions.



# THE INCREDIBLE WORLD OF STUFF (AKA SIMON)

## PROBLEM 1:

Dad's moving in with his new girlfriend (!) AND her daughter (no sense of humour, no taste in music).



## PROBLEM 2:

My GIRLFRIEND, Delphine!  
I want to break up  
but she's got a BIG brother!



## PROBLEM 3:

The NEW GIRL at school. Gorgeous!!!  
My DESTINY!  
(but see Problem 2)



Too much stuff is going on.  
Time to plan the GREAT  
ESCAPE.

Part story, part comic strip,  
**STUFF** is about the life of an  
ordinary fourteen-year-old boy.  
BY JEREMY STRONG



**PUFFIN**  
[www.penguin.com](http://www.penguin.com)

ISBN 0-141-31903-8



9 780141 319032

- 1. Where would you find this text?**
  - a. on the front cover of a book**
  - b. on the back cover of a book**
  - c. in the book**
  
- 2. The title of the book is**
  - a. the GREAT ESCAPE**
  - b. 3 Problems**
  - c. STUFF**
  
- 3. ... has got a big brother.**
  - a. His girlfriend**
  - b. His dad**
  - c. His dad's girlfriend**
  
- 4. The fourteen-year-old boy is**
  - a. happy**
  - b. unhappy**
  - c. scared**



## Vocabulary Link

**2** Match words 1-10 with their definitions a-j.



- 1. success** ..... **a. writer**
- 2. reader** ..... **b. the events in a novel or film**
- 3. author** ..... **c. a person who reads a book, a newspaper etc.**
- 4. notebook** ..... **d. a person in a book or a story**
- 5. advert** ..... **e. something great you do**
- 6. publisher** ..... **f. it tells you about a job in the newspaper**
- 7. scared** ..... **g. a small book we keep notes in**
- 8. diary** ..... **h. frightened**
- 9. character** ..... **i. a book you write down what you do every day**
- 10. plot** ..... **j. s/he prepares books for sale**

## Collocations

- 3** Choose the right word to fill in the gaps.



### Task 50 - p. 166 - 167 / 139 - 140

1. Jacqueline Wilson is a .... author.
  - a. talented
  - b. strange
  - c. detective
2. I always told ... to my teddies.
  - a. books
  - b. stories
  - c. diaries
3. Have you got this book in ...?
  - a. best-seller
  - b. plot
  - c. paperback



**4. I like reading books of different ....**

- a. adventures**
- b. novels**
- c. kinds**

**5. My dad works as a(n) .... He prepares books for the bookshops.**

- a. writer**
- b. publisher**
- c. author**

**6. Can you see the title of the book on the ...?**

- a. plot**
- b. cover**
- c. character**

**7. The main ... in the film is a poor orphan.**

- a. character**
- b. author**
- c. publisher**



## Grammar Link

### Past Simple - Irregular Verbs

4 Complete the tables.



#### Affirmative

I/You/He/She/It/We/They told stories.

#### Negative

##### Full Form

I/You/He/She/It  
We/They ... not  
**tell** stories.

##### Short Form

I/You/He/She/It  
We/They **didn't**  
... stories.

## Interrogative

**Did** I/you/he/she/it/we/they  
..... stories?

**No,** I/you/he/she/it/we/they .....

## Short Answers

**Yes,** I/you/he/she/it/we/they ....

## 5 Complete the sentences.



1. **Irregular verbs** in Simple Past take/don't take -ed e.g. I see →

|.....

2. In interrogative and negative sentences we use **did** and the infinitive of the verb e.g. I gave you my pen. ....you ..... it to Stella?  
No, I .....it to Stella. Here it is!

**6** Write the verbs in Past Simple.



**Task 51 - p. 167 - 169 / 140**

<b>Verb</b>	<b>Past Simple</b>
<b>become</b>	
<b>begin</b>	
<b>drink</b>	
<b>drive</b>	
<b>eat</b>	
<b>get</b>	
<b>give</b>	
<b>go</b>	
<b>have</b>	
<b>hit</b>	

<b>Verb</b>	<b>Past Simple</b>
<b>meet</b>	
<b>run</b>	
<b>say</b>	
<b>see</b>	
<b>send</b>	
<b>sit</b>	
<b>sleep</b>	
<b>swim</b>	
<b>tell</b>	
<b>think</b>	
<b>write</b>	

**7 Write questions. Then ask a friend and write short answers.**



**e.g. tell stories/to teddies/when/younger**

**Did you tell stories to your teddies when you were younger? No, I didn't.**

**1. buy /a book/ last week .....**

.....

.....

.....

.....



**2. do/ homework/this morning .....**

.....

.....

.....

.....

**3. send/an e-mail/to keypal/last week**

.....

.....

.....

.....

**4. see/best friend/yesterday .....**

.....

.....

.....

.....

**8** Read the sentences (1-5) and use the words in bold to make sentences about the past.



e.g. I get up at seven o'clock every morning. **YESTERDAY**  
**Yesterday I got up** at eight o'clock.

1. We usually have milk for breakfast. **DIDN'T**

We .....  
this morning.

2. My dad always drives me to school every morning. **ON FOOT**

This morning I .....  
.....

3. My mum usually cooks  
vegetables on Mondays. **LAST  
MONDAY**

My mum didn't .....  
.....

4. It usually takes me two hours to  
do my homework. **ONE**

It .....  
to do my homework yesterday.

5. There aren't any clouds in the sky  
now. **TWO HOURS AGO**

There .....  
.....



## Writing

### What I did yesterday

- 9 Choose one day of the week and keep notes on what you do on that day. Read your notes the following day and write an e-mail to your friend about what you did yesterday.



**Use Past Simple.**

e.g. Get up-7.30

Yesterday

I got up at 7.30

**Dear** .....

**Yesterday** .....

.....

.....

.....

.....

.....

.....

.....

.....

.....

.....

.....

.....

.....

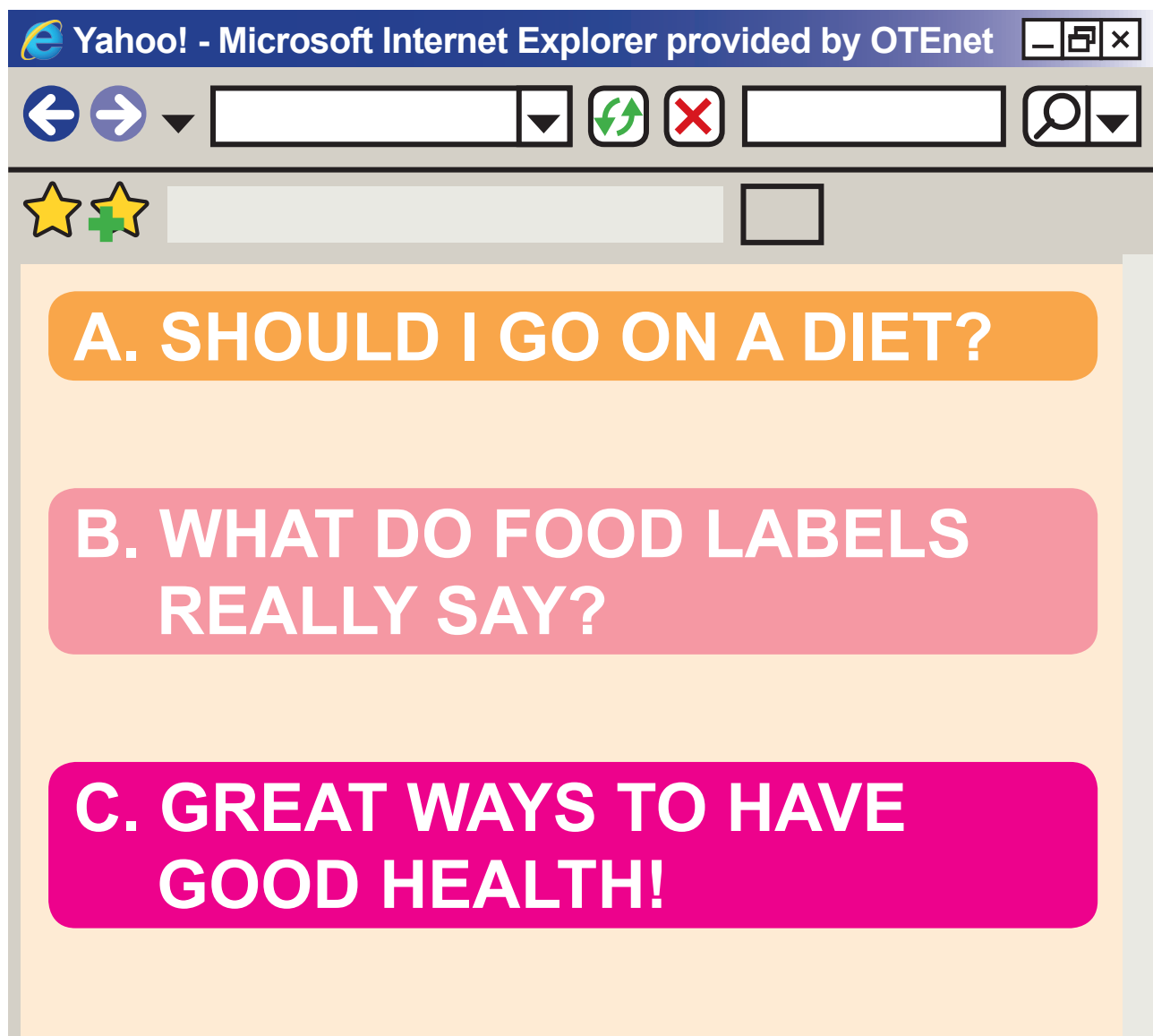
.....

.....

**It's up to you!**

## UNIT 6

**37** Read the texts and underline key words. Then match them with the headings.



The screenshot shows a Microsoft Internet Explorer browser window. The title bar reads "Yahoo! - Microsoft Internet Explorer provided by OTEnet". The address bar is empty. Below the address bar are navigation buttons (back, forward, refresh, stop) and a search icon. The main content area displays three headings in colored boxes:

- A. SHOULD I GO ON A DIET?
- B. WHAT DO FOOD LABELS REALLY SAY?
- C. GREAT WAYS TO HAVE GOOD HEALTH!

1

---

---

---

**Look at your favourite breakfast cereal or your favourite snack. It says it's full of vitamins. But is it true? Or is it full of sugar, too?**

**Look at the food label. It gives you information that can help you decide what to eat.**

2

---

---

---

**Your best friend looks great but she thinks she is fat and wants to go on a diet.**

**But do all teens really need to lose weight?**

**The first thing you should do is ask your doctor. Of course, smart food choices and exercise can help you, too!**



3

---

---

---

- **Exercise! Find a sport you like and exercise every day.**
- **Drink low-fat milk instead of fizzy drinks.**  
**A cup of milk has only 80 calories!**
- **Drink lots of water.**
- **Eat a variety of foods, including fruit and vegetables.**

based on [http://kidshealth.org/teen/food\\_fitness/](http://kidshealth.org/teen/food_fitness/)



**38** Choose the right word to complete the sentences.

1. How **many/much** oranges do you eat every day? I don't eat **many/much**.
2. Do you drink **many/much** water with your meals? Yes, I drink **many/a lot of** water.
3. Jenny doesn't eat **many/much** eggs. She doesn't like them very much.
4. How **many/much** yoghurt is there in the carton? Sorry! There isn't **many/much**.
5. There's **much/a lot of** orange juice left. Please have another glass!

39

**Read this webpage and find the links (A-C) the sentences below come from.**

Yahoo! - Microsoft Internet Explorer provided by OTenet

www.TeenFashion.com

**REAL FASHION FOR  
REAL TEENS-THE ONLINE  
RESOURCE**

**We offer lots of tips, ideas,  
and stories about fashion.  
Fashion is more than just what  
supermodels wear- it is also real  
boys and girls deciding what to  
wear at school, home or even a  
cool party.**

**Here at TeenFashion.com, we  
are not trying to sell you  
anything. We just want to have**

**fun and look fashionable at the same time. Follow the links and find everything you want to know about.**

**A**



## **Fashion Tips**

- **Learn how to dress for your style or how to make smart buys!**
- **Find out the colours that look good on you and the patterns that make you look slim.**
- **Need the perfect party dress?**
- **Want to know what's hot on the other side of the world?**
- **You don't know what to wear?**

**ASK OUR TEEN STYLISTS!**

**B**



## **Fashion Stories**

**Are you wearing the trendiest earrings? Have you got the perfect T-shirt? Who gave it to you? Where did you buy it? Is there a story behind it? Share it with us!**

**C**



## **Just for Guys**

**Hey guys! Do you think that only girls worry about what to wear? Follow the basic rules about fashion for guys and look smart!**

adapted from <http://fashion.about.com/cs/teentips/l/blguystyle.htm>  
and <http://www.dailyfashion.com/>

**1. Should my jeans and my jeans jacket be the same colour?**

.....

**2. Why do all girls want him and not me?**

.....

**3. Are short dresses in fashion in Europe?**

.....

**4. I was wearing this T-shirt when this really cool guy came up to me**

.....

**5. I've got brown hair. Does black look good on me?**

.....

## 40 Write the opposites.

1. same

≠ .....

.....

2. comfortable

≠ .....

.....

3. expensive

≠ .....

.....

4. lucky

≠ .....

.....

5. love

≠ .....

.....

6. trendy

≠ .....

.....

**41**

**Use words from the box to complete the sentences.**

**hate**

**same**

**trendy**

**uncomfortable**

**lucky**

- 1. My best friend, Nicole, and I have the ..... interests.**
- 2. You are ..... to have such a nice brother.**
- 3. I don't like people taking photos of me. It makes me feel .....**
- 4. I ..... wearing a school uniform. I prefer jeans.**




**5. Do you know this new Internet  
café at the square? It's very  
..... All high school  
kids go there!**

42

Write the correct word under the pictures.



1. ....



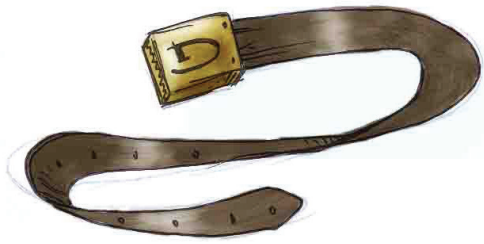
2. ....



3. ....



4. ....



5. ....



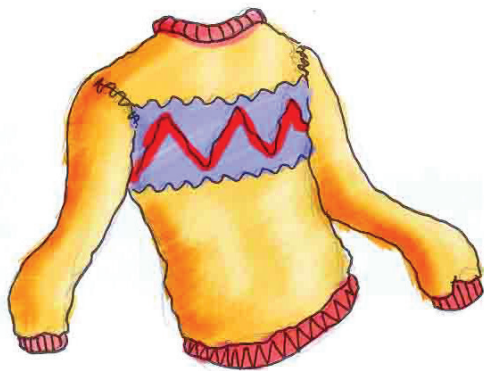
6. ....



7. ....



8. ....



9. ....



10. ....

**43 Complete the sentences with the correct word.**

1. Most of my c.....  
are 13 years old but I am 12.

2. We are going to a wedding  
reception and I'm going to wear a  
S.....

3. We are having PE today. I must  
wear my t.....

4. Are the c..... for  
the school play ready?

5. It's cold today. Where's my  
c.....?



**151 / 136**

**44** Choose the correct word to complete the sentences.

The blue T-shirt looks **trendy/trendier** than the red one.

1. My uniform is **nice/nicer** than yours.
2. John is very **lucky/luckier**. He doesn't wear a uniform at school.
3. This tie looks **modern/more modern** than the one you were wearing at my party.
4. Her trainers look really **comfortable/more comfortable**.
5. Mike is **bad/worse** at maths than Jerry.

45

Read the text about Dubai and put the headings in the right place. Look at the highlighted words.

Yahoo! - Microsoft Internet Explorer provided by OTEnet

www.dubai.com

Sport and leisure in Dubai

Dubai sights and attractions

Shopping in Dubai

Welcome to the desert's most exciting city!

**It has wonderful beaches but it is not Australia; it is one of the world's safest places to go but it is not Singapore; it has luxurious city hotels but it is not Jakarta or Bali. It has first-class shopping but it is not Hong Kong.**

**Dubai is the second largest of the seven United Arab Emirates (UAE) and one of the most important international cities of the 21st century. It is set between Europe and Asia. 60 years ago Dubai was a small fishing village and now it is a modern city of skyscrapers, shopping centres, parks and superhighways.**

**A.**

**In Dubai, prices are low and you can find anything you want. There**



are shop windows full of gold and silver and busy streets with tiny **stores selling** electronic items, cameras, computer equipment and more.

**B.**

Visitors can enjoy a lot of **sporting facilities** such as **swimming pools**, health centres and beach sports. They can also watch camel and **horse racing** events. There is even an indoor **ski run** in the middle of the desert!

**C.**

→ **Visit the Dubai Museum.** A multimedia exhibition tells the story of Dubai from the earliest times to the present day.

- **Visit the Dubai Zoo.** It is the oldest zoo in the Arabian Peninsula.
- **See the Burj al-Arab** ("Tower of the Arabs"). It is a luxury hotel that looks like a sail. It is the tallest hotel in the world and stands in the sea on an artificial island 280 metres away from the beach.

based on [http://www.aidan.co.uk/article\\_dubai\\_information.htm](http://www.aidan.co.uk/article_dubai_information.htm)  
<http://www.datadubai.com/about.htm>  
<http://www.dubaicityguide.com/tourism/sightseeing.asp>

**46**

**Match the numbers. Then you can write your own numbers in your notebook and ask your partner to read them aloud.**

**156 / 137 - 138**

- 1. Thirteen thousand, six hundred and seventeen**
- 2. Nine hundred and five**
- 3. Two hundred and eighty-three**
- 4. Four thousand, two hundred and thirteen**
- 5. Fifty-two thousand, nine hundred and two**

**a. 4,213**

**b. 283**

**c. 13,617**

**d. 52,902**

**e. 905**

**47 Use the superlative form of the adjectives in the box to complete the sentences.**

**cold**

**small**

**high**

**wet**

**beautiful**

**large**

**deep**

**long**

**1. The Sahara is .....  
desert in the world.**

**2. The Himalayas are .....  
mountain range in the world.**

**3. The Mariana Trench is  
..... spot in the  
Pacific Ocean.**

**4. Mount Everest is .....  
mountain in the world.**

5. England is one of .....  
countries in Europe.

6. Nevrokopi is .....  
village in Greece.

7. Bishop Rock is .....  
island in the world.

8. People say that you can see  
..... sunset from  
Santorini.

# UNIT 7

**48** Read the text and answer the questions. Underline the relevant information in the text.

**1. Is sending a text message expensive?**

.....  
.....

**2. Do our friends' faces help us understand how they feel?**

.....  
.....

**3. What are the emoticons?**

.....

.....

## 4. What are they made out of?

.....

.....

## 5. Are emoticons easy to read? Why?

.....

.....

# Emoticons!!!

## TEEN newspaper

Do you use your mobile to send text messages? Do you know when your friends are happy or sad?

“Talking” through messages is really cool. It’s fast and cheap. But, can we understand how a person we cannot see really feels? Can we show feelings in our messages?

The solution is “emoticons”! ... “Emoticons” is a new word made up of two other words, emotions, that is feelings, and icons.

Emoticons are little face-pictures made out of letters, numbers, or punctuation marks from our computer or mobile keyboard. So why are they good? Because they let people know how we feel



**without saying “I am happy” or “I am bored”.**

**It’s a bit difficult at the beginning but once you get used to this code, you’ll see that emoticons are a fun way to get your message across! ...**

**Can you match these emoticons with their meanings?**

- 1. .... :-)
- 2. .... ;-)
- 3. .... :-D
- 4. .... :-/
- 5. .... :-(
- 6. .... >:-(
- 7. .... :-[
- 8. .... :-C
- 9. .... :-'-(
- 10. .... :-X

- a. I'm scared!
- b. I'm laughing. This is very funny!
- c. Sad
- d. Really disappointed.
- e. Happy!
- f. I'm crying.
- g. Joking!
- h. Not sure about this.
- i. My lips are sealed! I won't tell anybody, I promise!
- j. Angry!

1 . e . 2 . g . 3 . b . 4 . h . 5 . c . 6 . j . 7 . a . 8 . p . 9 . f . 10 . i

adapted from <http://www.chirpingbird.com/netpets/html/computer/emoticon.html>

## 49 Complete the sentences.

1. S..... are working hard to find a cure for cancer.
2. Dennis can t..... the ceiling. He is very tall.
3. Luis Braille i..... a code for the blind.
4. Seferis is my favourite p.....
5. She was b..... in her right eye after a car accident.
6. They are using a secret c..... to communicate.
7. Q..... Elizabeth turned 80 last week.

8. What I..... can you speak?

9. Where's Tim? He's helping his dad at the w.....

10. You can't feed the animals in the zoo. There was a S..... at the entrance.

**50 Complete the sentences with the right word.**

1. Jacqueline Wilson is a t..... author.

2. I always told s..... to my teddies.

3. Have you got this book in p.....?

4. I like reading books of different k.....

5. My dad works as a(n)  
p..... He prepares  
books for the bookshops.

6. Can you see the title of the book  
on the c.....?

7. The main c..... in the  
film is a poor orphan.

**51** Match the verbs with the  
simple past forms.

saw	wrote	went	drank
thought	became	had	said
sent	told	drove	began
ran	ate	sat	met
got	hit	swam	gave
slept			

<b>Verb</b>	<b>Past Simple</b>
<b>become</b>	
<b>begin</b>	
<b>drink</b>	
<b>drive</b>	
<b>eat</b>	
<b>get</b>	
<b>give</b>	
<b>go</b>	
<b>have</b>	
<b>hit</b>	

<b>Verb</b>	<b>Past Simple</b>
<b>meet</b>	
<b>run</b>	
<b>say</b>	
<b>see</b>	
<b>send</b>	
<b>sit</b>	
<b>sleep</b>	
<b>swim</b>	
<b>tell</b>	
<b>think</b>	
<b>write</b>	

# \*ΠΗΓΕΣ ΚΕΙΜΕΝΩΝ & ΕΙΚΟΝΩΝ ΠΟΥ ΧΡΗΣΙΜΟΠΟΙΗΘΗΚΑΝ ΓΙΑ:

Αγγλικά Α΄ Γυμνασίου - Επίπεδο  
Αρχαρίων - Βιβλίο Μαθητή

## ΚΕΙΜΕΝΑ

### UNIT 6

- σελ 7 - 10 / 66, Food for thought, κείμενο βασισμένο στο [http://kidshealth.org/teen/food\\_fitness/](http://kidshealth.org/teen/food_fitness/)
- σελ 26 - 28 / 70, Teen Fashion, κείμενο βασισμένο σε πληροφορίες από <http://fashion.about.com/cs/teentips//blguystyle.htm> και <http://www.dailyfashion.com/>
- σελ 47 - 50 / 75, The most exciting city in the world, κείμενο βασισμένο σε πληροφορίες από



[http://www.aidan.co.uk/article\\_dubai\\_information.htm](http://www.aidan.co.uk/article_dubai_information.htm)

<http://www.datadubai.com/about.htm>

<http://www.dubaicityguide.com/tourism/sightseeing.asp>

## UNIT 7

- σελ 73 - 75 / 80, Modern codes of communication, κείμενο βασισμένο σε πληροφορίες από <http://www.chirpingbird.com/netpets/html/computer/emoticon.html>
- σελ 93 - 96 / 85, Our solar system, κείμενο βασισμένο σε πληροφορίες από <http://www.kidsastronomy.com>
- σελ 117 - 118 / 89, My favourite book, κείμενο βασισμένο στο οπισθόφυλλο του βιβλίου **Stuff by Jeremy Strong - Puffin 2005**

# ΦΩΤΟΓΡΑΦΙΕΣ

## UNIT 6

- Φωτογραφία 2, σελίδα 47 / 75 από [www.wikipedia.org](http://www.wikipedia.org)

## UNIT 7

- Φωτογραφία, σελίδα 68 / 79 από το προσωπικό αρχείο του κ. Δημήτρη Καλημέρη

Επίσης στο εξώφυλλο καθώς και στις εσωτερικές σελίδες του βιβλίου χρησιμοποιήθηκαν

- Φωτογραφίες του Χρήστου, του Περικλή και της Βιβιάνας Ντίνου
- Φωτογραφίες της Μάγδας Πλέσσα
- Φωτογραφίες του Κωνσταντίνου και της Τίνας Θεοφανοπούλου

# Contents Think TEEN!

## UNIT 6

**Bits and pieces!** ..... 5

### LESSON 1

**FOODstuff!** ..... 6

### READING

- an article about food and teens diet

### VOCABULARY LINK

- food & snacks
- collocations

### GRAMMAR LINK

- countable/uncountable nouns
- a lot of/ (how) much/ (how) many
- should/ shouldn't

### WRITING

- healthy diet rules

## LESSON 2

**TEEN Voice! ..... 25**

### READING

- a webpage about fashion

### VOCABULARY LINK

- clothes & accessories
- collocations

### GRAMMAR LINK

- plural nouns
- comparative

### WRITING

- descriptions of people's appearance

## LESSON 3

**The four corners of the Earth! ..... 46**

### READING

- an article from a travel guide about Dubai

## VOCABULARY LINK

- geographical features
- numbers

## GRAMMAR LINK

- comparative & superlative
- The/Zero article

## WRITING

- a brochure for a tourist information office

# UNIT 7

**In our mind's eye!** ..... 68

## LESSON 1

**Let's communic8!** ..... 72

## READING

- a magazine article about emoticons

## VOCABULARY LINK

- communication

- famous people
- collocations

## **GRAMMAR LINK**

- Past Simple of the verb 'to be'
- There was/were

## **WRITING**

- a report presenting similarities and differences between primary school & junior high school

## **LESSON 2**

**Houston, we're back! ..... 92**

## **READING**

- a quiz about our solar system

## **VOCABULARY LINK**

- space

## **GRAMMAR LINK**

- Past Simple of regular verbs

## **WRITING**

- a story about a mission to space

## LESSON 3

**TEEN best-sellers! ..... 116**

### READING

- a blurb of a book

### VOCABULARY LINK

- books
- collocations

### GRAMMAR LINK

- Past Simple of irregular verbs

### WRITING

- an e-mail about what you did yesterday

**Appendix, It's up to you!**

**UNIT 6 ..... 136**

**UNIT 7 ..... 160**

**Βάσει του ν. 3966/2011 τα διδακτικά βιβλία του Δημοτικού, του Γυμνασίου, του Λυκείου, των ΕΠΑ.Λ. και των ΕΠΑ.Σ. τυπώνονται από το ΙΤΥΕ - ΔΙΟΦΑΝΤΟΣ και διανέμονται δωρεάν στα Δημόσια Σχολεία. Τα βιβλία μπορεί να διατίθενται προς πώληση, όταν φέρουν στη δεξιά κάτω γωνία του εμπροσθόφυλλου ένδειξη «ΔΙΑΤΙΘΕΤΑΙ ΜΕ ΤΙΜΗ ΠΩΛΗΣΗΣ». Κάθε αντίτυπο που διατίθεται προς πώληση και δεν φέρει την παραπάνω ένδειξη θεωρείται κλεψίτυπο και ο παραβάτης διώκεται σύμφωνα με τις διατάξεις του άρθρου 7 του νόμου 1129 της 15/21 Μαρτίου 1946 (ΦΕΚ 1946,108, Α').**

**Απαγορεύεται η αναπαραγωγή οποιουδήποτε τμήματος αυτού του βιβλίου, που καλύπτεται από δικαιώματα (copyright), ή η χρήση του σε οποιαδήποτε μορφή, χωρίς τη γραπτή άδεια του Υπουργείου Παιδείας, Έρευνας και Θρησκευμάτων / ΙΤΥΕ - ΔΙΟΦΑΝΤΟΣ.**