

MAGIC BOOK

2

ACTIVITY BOOK

Volume 2



Το έντυπο αυτό δημιουργήθηκε στο πλαίσιο της Πράξης: «Νέες Πολιτικές Ξενόγλωσσης Εκπαίδευσης στο Σχολείο: Η Εκμάθηση της Αγγλικής στην Πρώιμη Παιδική Ηλικία» που υλοποιείται από το Εθνικό και Καποδιστριακό Πανεπιστήμιο Αθηνών, με ιδρυματική υπεύθυνη την καθηγήτρια Β. Δενδρινού, μέσω του Επιχειρησιακού Προγράμματος «Εκπαίδευση και Δια Βίου Μάθηση» και συγχρηματοδοτείται από την Ευρωπαϊκή Ένωση (Ευρωπαϊκό Κοινωνικό Ταμείο, Ε.Κ.Τ.) και από Εθνικούς Πόρους.

Ειδικότερα:

1. Για την κατηγορία πράξης «Εφαρμογή ξενόγλωσσων προγραμμάτων σπουδών στην Πρωτοβάθμια & Δευτεροβάθμια εκπαίδευση», με κωδικό: 01.72.11.04, για την πράξη «Νέες Πολιτικές Ξενόγλωσσης Εκπαίδευσης στο Σχολείο: Η εκμάθηση της Αγγλικής σε Πρώιμη Παιδική Ηλικία – ΑΠ1», Κωδικός MIS 299506, η οποία εντάσσεται και χρηματοδοτείται στο πλαίσιο του Άξονα Προτεραιότητας 1: «Αναβάθμιση της ποιότητας της εκπαίδευσης και προώθηση της κοινωνικής ενσωμάτωσης στις 8 Περιφέρειες Σύγκλισης (ΑΝΑΤΟΛΙΚΗ ΜΑΚΕΔΟΝΙΑ – ΘΡΑΚΗ / ΘΕΣΣΑΛΙΑ / ΗΠΕΙΡΟΣ / ΙΟΝΙΑ ΝΗΣΙΑ / ΔΥΤΙΚΗ ΕΛΛΑΔΑ / ΠΕΛΟΠΟΝΝΗΣΟΣ / ΒΟΡΕΙΟ ΑΙΓΑΙΟ / ΚΡΗΤΗ)»

2. Για την κατηγορία πράξης «Εφαρμογή ξενόγλωσσων προγραμμάτων σπουδών στην Πρωτοβάθμια & Δευτεροβάθμια εκπαίδευση», με κωδικό: 02.72.11.04, για την πράξη «Νέες Πολιτικές Ξενόγλωσσας Εκπαίδευσης στο Σχολείο: Η εκμάθηση της Αγγλικής σε Πρώιμη Παιδική Ηλικία – ΑΠ2» Κωδικός MIS 299512, η οποία εντάσσεται και χρηματοδοτείται στο πλαίσιο του Άξονα Προτεραιότητας 2: «Αναβάθμιση της ποιότητας της εκπαίδευσης και προώθηση της κοινωνικής ενσωμάτωσης στις 3 Περιφέρειες Σταδιακής Εξόδου (ΚΕΝΤΡΙΚΗ ΜΑΚΕΔΟΝΙΑ / ΔΥΤΙΚΗ ΜΑΚΕΔΟΝΙΑ / ΑΤΤΙΚΗ)»
3. Για την κατηγορία πράξης «Εφαρμογή ξενόγλωσσων προγραμμάτων σπουδών στην Πρωτοβάθμια & Δευτεροβάθμια εκπαίδευση», με κωδικό: 03.72.11.04, για την πράξη «Νέες Πολιτικές Ξενόγλωσσας Εκπαίδευσης στο Σχολείο: Η εκμάθηση της Αγγλικής σε Πρώιμη Παιδική Ηλικία – ΑΠ3» Κωδικός MIS 299514, η οποία εντάσσεται και χρηματοδοτείται στο πλαίσιο του Άξονα Προτεραιότητας 3: «Αναβάθμιση της ποιότητας της εκπαίδευσης και προώθηση της κοινωνικής ενσωμάτωσης στις 2 Περιφέρειες Σταδιακής Εισόδου (ΣΤΕΡΕΑ ΕΛΛΑΔΑ / ΝΟΤΙΟ ΑΙΓΑΙΟ)»



ΕΛΛΗΝΙΚΗ ΔΗΜΟΚΡΑΤΙΑ
Εθνικό και Καποδιστριακό
Πανεπιστήμιο Αθηνών



Ευρωπαϊκή Ένωση
Ευρωπαϊκό Κοινωνικό Ταμείο



ΕΠΙΧΕΙΡΗΣΙΑΚΟ ΠΡΟΓΡΑΜΜΑ
ΕΚΠΑΙΔΕΥΣΗ ΚΑΙ ΔΙΑ ΒΙΟΥ ΜΑΘΗΣΗ
επένδυση στην κοινωνία της γνώσης

ΥΠΟΥΡΓΕΙΟ ΠΑΙΔΕΙΑΣ ΚΑΙ ΘΡΗΣΚΕΥΜΑΤΩΝ
ΕΙΔΙΚΗ ΥΠΗΡΕΣΙΑ ΔΙΑΧΕΙΡΙΣΗΣ

Με τη συγχρηματοδότηση της Ελλάδας και της Ευρωπαϊκής Ένωσης



ΕΣΠΑ
2007-2013
πρόγραμμα για την ανάπτυξη
ΕΥΡΩΠΑΪΚΟ ΚΟΙΝΩΝΙΚΟ ΤΑΜΕΙΟ

Η αξιολόγηση, η κρίση των προσαρμογών και η επιστημονική επιμέλεια του προσαρμοσμένου βιβλίου πραγματοποιείται από τη Μονάδα Ειδικής Αγωγής του Ινστιτούτου Εκπαιδευτικής Πολιτικής.

Η προσαρμογή του βιβλίου για μαθητές με μειωμένη όραση από το ΙΤΥΕ – ΔΙΟΦΑΝΤΟΣ πραγματοποιείται με βάση τις προδιαγραφές που έχουν αναπτυχθεί από ειδικούς εμπειρογνώμονες για το ΙΕΠ.

ΠΡΟΣΑΡΜΟΓΗ ΤΟΥ ΒΙΒΛΙΟΥ
ΓΙΑ ΜΑΘΗΤΕΣ ΜΕ ΜΕΙΩΜΕΝΗ ΟΡΑΣΗ

ΙΤΥΕ - ΔΙΟΦΑΝΤΟΣ



Επιστημονική Υπεύθυνη Έργου:

Βασιλική Δενδρινού

Επιστημονική Επιμέλεια και Συντονισμός Συγγραφής Εγχειριδίου:

Θωμά Αλεξίου & Μαρίνα Ματθαιουδάκη

Συγγραφική ομάδα:

Θωμά Αλεξίου & Μαρίνα Ματθαιουδάκη

**Μέλη Δ.Ε.Π., Τμήμα Αγγλικής Γλώσσας και Φιλολογίας,
Α.Π.Θ.**

Θωμάς Ζαπουνίδης

Ιωάννα Ζιάκα

Κατερίνα Καϊκτσή

Βάνα Κουταλακίδου

Χρύσα Λασκαρίδου

Νίκος Τσιαδήμος

**Εκπαιδευτικοί ΠΕ06, 3ου Δημοτικού Σχολείου Ευόσμου,
Πρότυπου Πειραματικού Σχολείου Τμήματος Αγγλικής
Γλώσσας και Φιλολογίας, Α.Π.Θ.**

Συνεργάτες δημιουργίας υλικού:

Catherine Moss

Lisa Murray

Σκιτσογράφος-Γραφίστας:

Αλέξανδρος Ταγαρίδης

Μουσική επιμέλεια-Σύνθεση:

Βασιλική Κωνσταντίνου

Μουσικοί:

Δημήτρης Θωμάς – Τύμπανα

**Παναγιώτης Έντβιν Παναγιώτη - Φλάουτο, φλογέρα
soprano, φλογέρα sopranino**

Κων/νος Παπαγιαννίδης - Ούτι, λαούτο, μαντολίνο

**Σπυρίδων Φιλιππίδης - Κλασική κιθάρα, ηλεκτρική
κιθάρα, ηλεκτρικό μπάσο**

Διόρθωση κειμένων:

James Milton

Γραμματειακή υποστήριξη:

Mona Siksek

Ηχολήπτης/studio:

Polytropa (Αθανάσιος Καζαντζής)

Φυσικοί ομιλητές στα ηχητικά αρχεία:

Robert Alcock

Edgar Joyce

Joanne Nikolaidis

Nicola Rehling

Chrissie Taylor

Τραγουδούν οι:

Κυβέλη Κάππου

Σίσσυ Νικολαΐδου

Γιώργος Τσιβρανίδης

Θοδωρής Τσιβρανίδης

Evelyn Charalabides



ISBN: 978-960-06-4447-0

Unit 1
Kelly

Lesson 1: Come and play!

Unit 1: Kelly

1. Read and match.




This is my monkey.

Who's this?

Hi, little girl. I'm Billy.

I'm happy.

Come and play.



2. Circle the words.



happystrongmagicmonkeygirlthings




3. Write the missing letters.



I'm B i l l y.




I'm ap y.



Hi, i tle irl.



I'm F o a.



That's my on ey.



I'm st o g.

Unit 1: Kelly



4. Colour the magic picture.

1 = light blue

2 = dark blue

3 = pink

4 = purple

5 = yellow

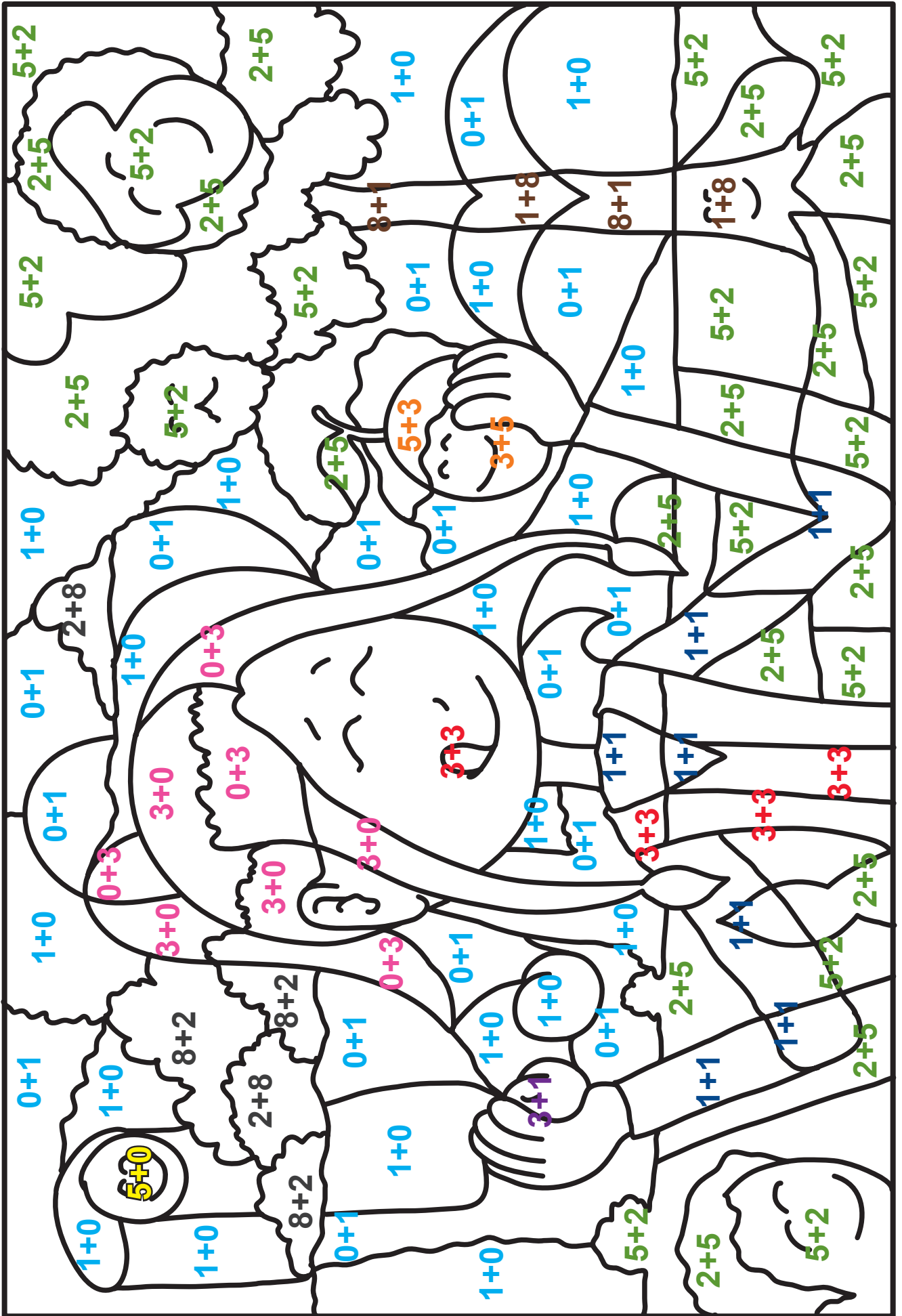
6 = red

7 = green

8 = orange

9 = brown



10 = grey

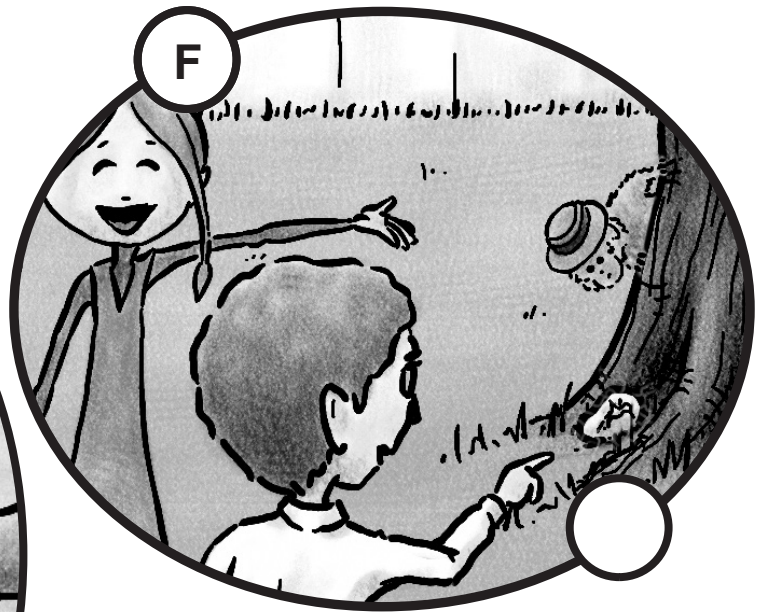




Lesson 2: A magic key!




1. Listen and number the correct picture.






2. Circle the words.



1. The stone is **in** / on the pond.
2. The key is under / in the grass.
3. The flower is in / under the tree.


4. The key is under / in the nest.

5. The flower is in / under the nest.



3. Write the words and say the chant.

Look for a




look for a




Look for a



under the






4. Spot the differences.





In picture 1, the nest is under the tree.
In picture 2, the nest is in the tree.




Unit 1: Kelly



5. Do the crossword.





Lesson 3: We're pirates!

1. Look and answer.



1. Who's happy?




Kelly

.....

2. Who's excited?



3. What's in the box?



.....

4. Where's the flower?



.....

5. Who's this?




.....

6. Can you open the door?



.....



A key!

What's this?

Billy!

Who's this?

2. Find and say.

The matching exercise consists of two columns of images and two columns of questions. The questions are: "Who's this?" and "What's this?". The images are: a boy's face, a dog, a pig, a girl, a boy, a flower, a sheep, and a map. Lines connect the questions to the correct images. The "Who's this?" question is connected to the boy's face and the dog. The "What's this?" question is connected to the pig, the girl, the boy, the flower, the sheep, and the map.

Unit 1: Kelly



3. Colour and find.



1. Can you find the nest?

Yes, I can / **No, I can't.**

2. Can you find the magic flower?

Yes, I can / No, I can't.

3. Can you find the hat?

Yes, I can / No, I can't.


4. Can you find the magic key?

Yes, I can / No, I can't.

5. Can you find the magic stone?


Yes, I can / No, I can't.





4. Can you find the magic phrase?

D	E	F	G	H	I	N	O	R	S	T





,

Art time!

Draw and colour your magic box!
What can you find?




Draw your pirate hat using
4 colours.



Project



**What can you open with your magic key?
What can you find? Draw and write.**



I

.....

.....

.....

.....

.....

.....

Unit 1: Kelly

Unit evaluation

How many stars for...?


The story




Songs and rhymes



Games / puzzles



Which are your favourite words and phrases?
Write and say.



.....

.....

.....

.....

.....

Unit 2

Captain Cook

Lesson 1: The magic map

1. Match the words with the pictures.



sleep

eat

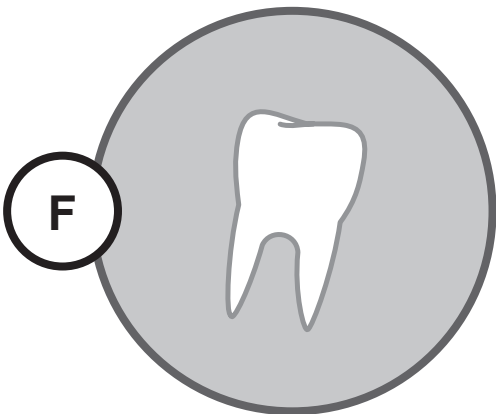
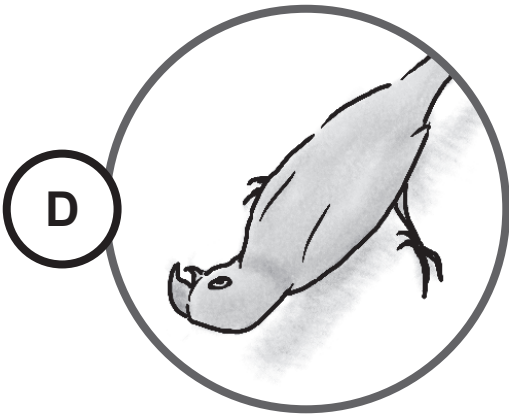
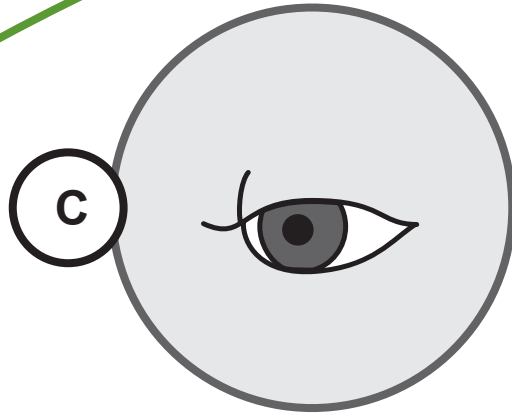
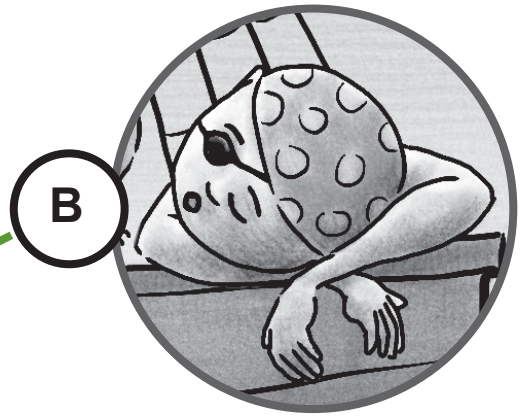

read

koalas

parrot

eye

tooth



Unit 2: Captain Cook



2. Do the crossword and find the word.



1.




5.




2.



6.

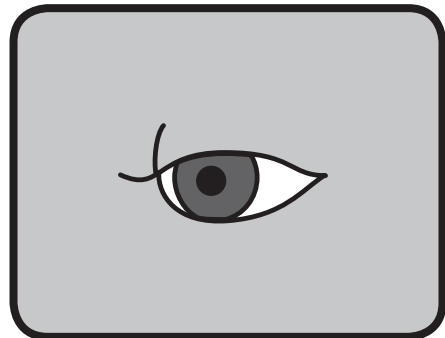


3.



7.

4.



1. n a m e

2.

3.

4.

5.

6.


7.

→ m


Unit 2: Captain Cook



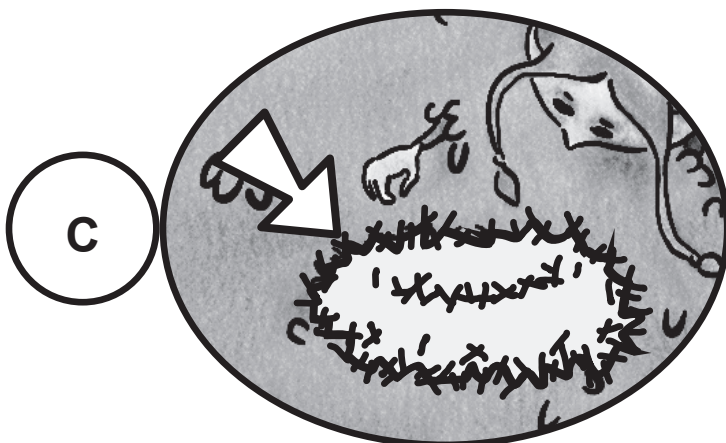
3. Circle the correct word.



tree / flower




box / bag




nest / grass


Unit 2: Captain Cook



monkey / parrot



eye / tooth


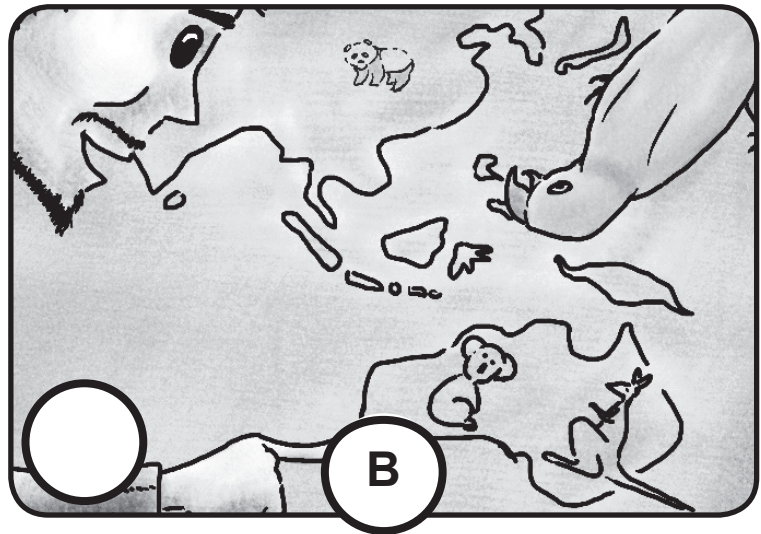
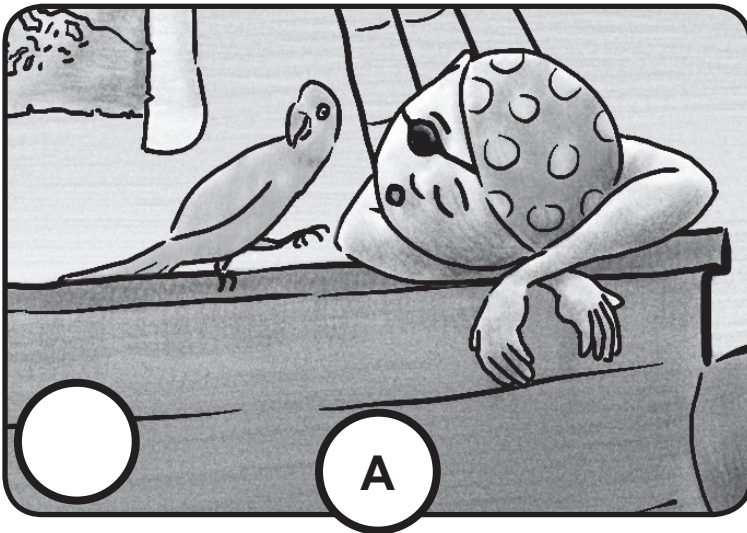


eye / map




Unit 2: Captain Cook



4. Listen and number.




Unit 2: Captain Cook




Unit 2: Captain Cook



5. Write the missing letters.



1. _____ s




2. p _____ e



3. m _____ e

Where can you find koalas and kangaroos?


Unit 2: Captain Cook



4. ___ le ___



5. e ___




6. r ___ d

Unit 2: Captain Cook

Lesson 2: On the big island

1. Match the picture with the word.



koala





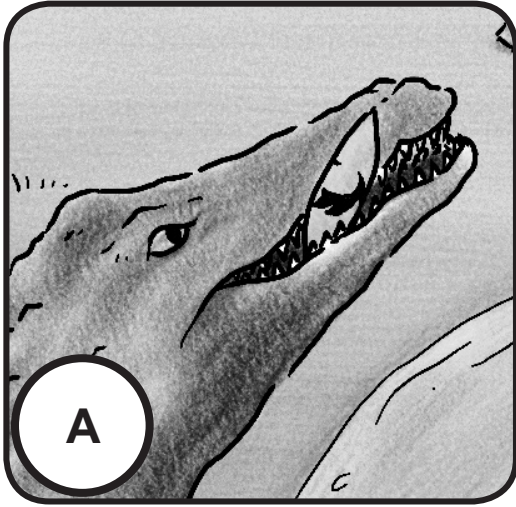
crocodile

kangaroo

parrot

monkey

Unit 2: Captain Cook


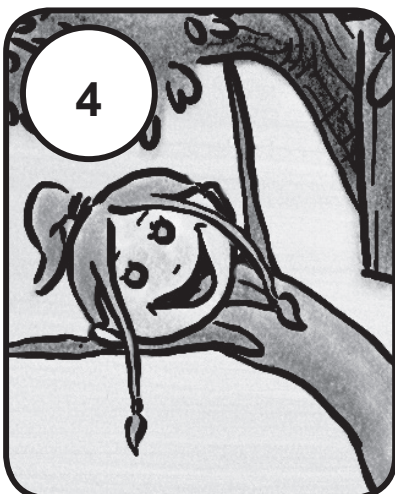



Unit 2: Captain Cook



2. Circle the correct word.


1. Look at the happy / angry pirate!
2. Look at the cute / angry kangaroo!
3. Don't be angry / afraid!
4. I'm happy / afraid!
5. Look at the happy / angry crocodile!
6. Three excited / angry friends!



3. Put the words in the correct place.



ear mouth tooth tummy ~~eye~~



1.

4.

2.

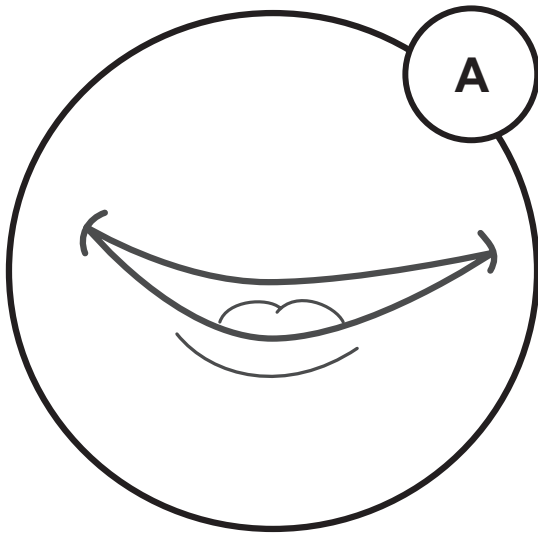
5. **eye**

3.

Unit 2: Captain Cook



4. Circle the correct word.

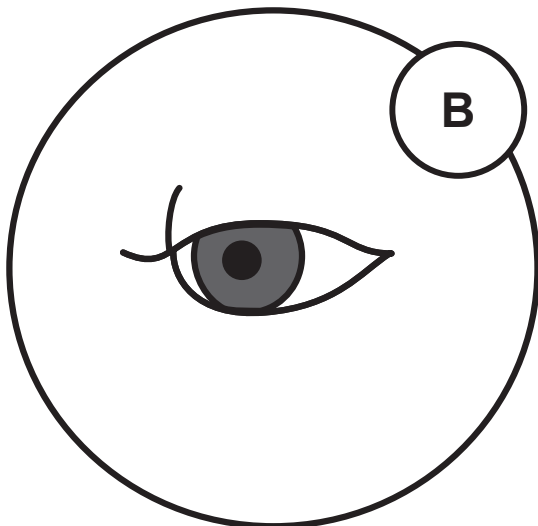


mouth

tooth

ear

tummy




ear

tummy

eye

tooth

Unit 2: Captain Cook

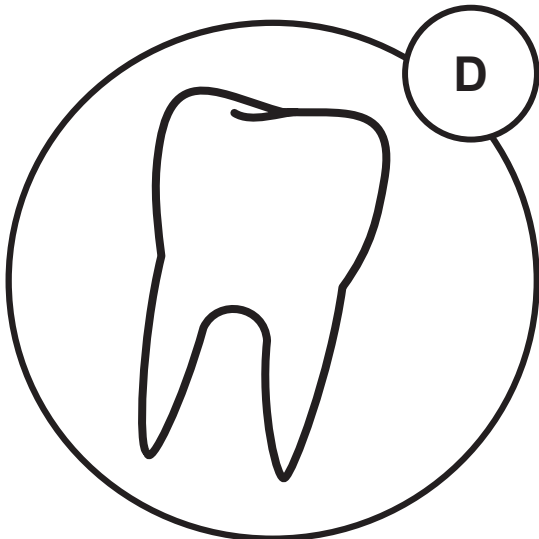


eye

tummy

mouth

tooth




eye

ear

tummy

tooth




mouth

tummy

tooth

ear

Unit 2: Captain Cook



5. Can you find the magic phrase?

A	B	C	D	E	F	G	H	I	J	K	L	M
🌿	📧	👤	🗑️	🔑	🌸	🌿	🍷	👤	🍏	🌿	👤	📧
N	O	P	Q	R	S	T	U	V	W	X	Y	Z
👤	📧	👤	👑	👤	🗑️	🌸	📧	📧	🌿	☔	👤	☀️

🌿 📧 👤 🗑️ 📧 📧 📧 📧 📧 📧 📧 📧 📧



6. Listen and write.



1. Let's find the treasure .

2. Hello friends!

W lc e to Australia.

3. What's this?

It's a bamboo l f.

4. What's this in your ou ?

5. Where can you find p d s?

6. Look, Captain! It's a p z e.




Unit 2: Captain Cook

Lesson 3: The dragon's house



1. Look and number.

1. Hello! I'm Puff the Dragon.
2. Look for the magic things in the rooms and find the treasure!
3. Oops! It's a bamboo leaf!
4. Look! A panda on a bamboo tree!
5. What a beautiful house!





Unit 2: Captain Cook

Unit 2: Captain Cook



2. Read and match.



This is a bedroom.




That is a living room.

This is a kitchen.

That is a bathroom.

That is a koala.

This is a panda.



Unit 2: Captain Cook



3. Colour the rooms and write.



a yellow
kitchen


a blue
bedroom

~~a red
living room~~

a green
bathroom

- 1
- 2
- 3
- 4

Unit 2: Captain Cook



Unit 2: Captain Cook



4. Can you find the treasure?




1	2	3	4	5	6	7	8	9		10	11	
						u						

a.



e.




i.




b.



f.



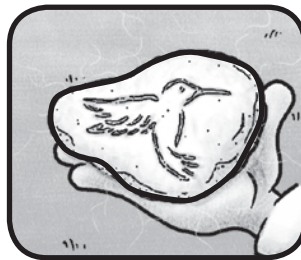
j.



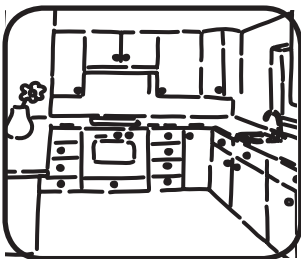
c.




g.



d.



h.



k.



Unit 2: Captain Cook

	12	13	14		15	16	17	18	19	20	21	22
										u		

a. _ _ _ _ _ (4, 9, 14, 17, 22)

b. t r e a s u r e (7, 20)

c. _ _ _ _ _ _ (1, 18)

d. _ _ _ _ _ _ (13)

e. _ _ _ _ _ _ (2)

f. _ _ _ _ _ _ _ _ (3)

g. _ _ _ _ (11,19)

h. _ _ _ (6, 12, 15)

i. _ _ _ _ _ (8, 16, 21)

j. _ _ _ _ (10)

k. _ _ _ _ (5)

Unit 2: Captain Cook

Art time!

**Draw your magic bedroom in
your favourite colours.**



Make your own dragon.



You can find it on page 131/101 (Volume 3).

Project

Aboriginal art. Complete the picture with another Australian animal.



Unit evaluation

How many stars for...?


The story



Songs and rhymes



Games / puzzles



Unit 2: Captain Cook

Which are your favourite words and phrases?
Write and say.



.....

.....

.....

.....

.....

Unit 3

The ant and the cricket

Lesson 1: It's summer

Unit 3: The ant and the cricket



1. How many can you spy?
Count and write.

bags

two


seven

four

six

eight

five



2. Write the words.



J
.....

J
.....

A
.....

summer

summer

Unit 3: The ant and the cricket




3. Solve the puzzle.
The magic number is 21.


2	5	6	3	1	4
5	3		6	4	
4		3		5	6
1	6		4		5
6	1		5		
3				6	




4. Colour the trees.



summer




autunm



winter



5. Write and say.



Autumn - Winter - Summer



..... 's here.

..... 's near.


Summer's hot.

..... 's not.




Lesson 2: Autumn's here!

1. Find the magic number and help the Captain.





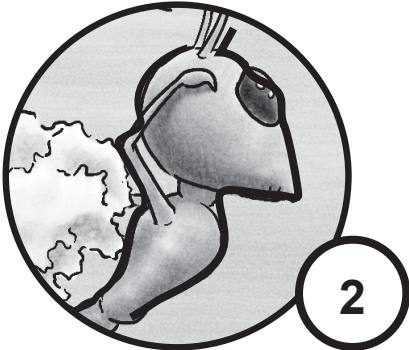
2. Read and choose.



It's cold.

I must put on my shoes.


I must sail.



It's hot.

I must put on my hat.

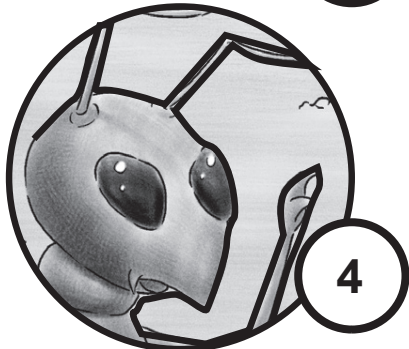
I must put on my jacket.



It's raining.

I must find my umbrella.

I must play in the garden.



It's summer.

I must save food for winter.

I must put on my socks.



I'm hungry.

I must find food.

I must sleep.

Unit 3: The ant and the cricket

3. Read and colour.



I've got blue socks,
yellow shoes and a red jacket.



I've got a black hat,
a red jacket and black shoes.

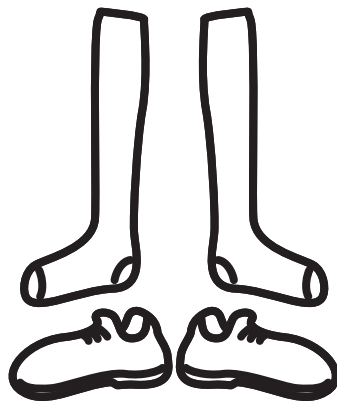
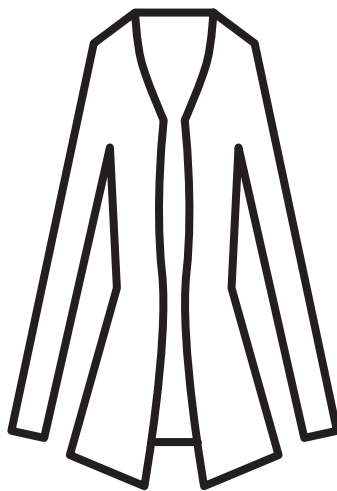
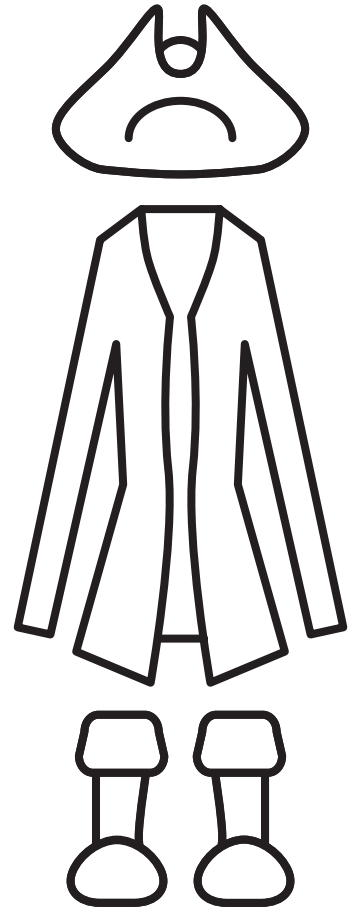
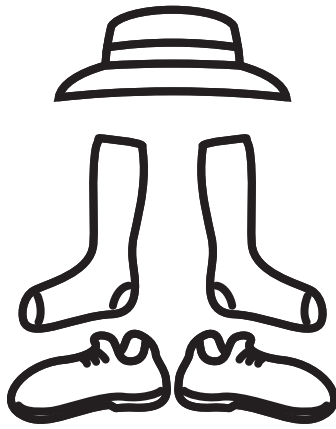



I've got a green jacket
and blue socks.



I've got a red hat, yellow
shoes and green socks.

Unit 3: The ant and the cricket



Unit 3: The ant and the cricket



4. What's missing?



			jacket
shoes			
socks			
	hat		

1 Kastoria

2 Komotini

3 Trikala

4 Arta

5 Lefkada

6 Lesvos

7 Tripoli

8 Samos

9 Kos


10 Milos

11 Chania

Lesson 3: It's winter

1. Listen and draw.



				
hot	cold	warm	snow	rain

Unit 3: The ant and the cricket

2. Write the word.



1. Winter is




2. Spring is



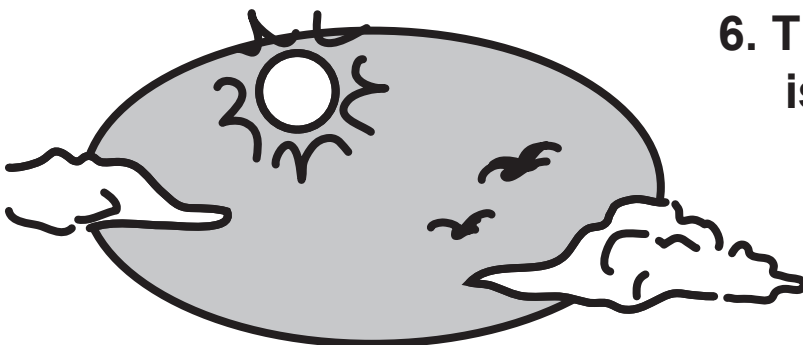
3. Summer is




4. Autumn is not.




5. The is yellow.



6. The
is blue.



3. What's wrong?



summer

It is autumn. It's cold. The ant is sleeping. The cricket is running. The little crickets are fighting. The little ants are eating.

Unit 3: The ant and the cricket



4. Put the words in the correct groups.

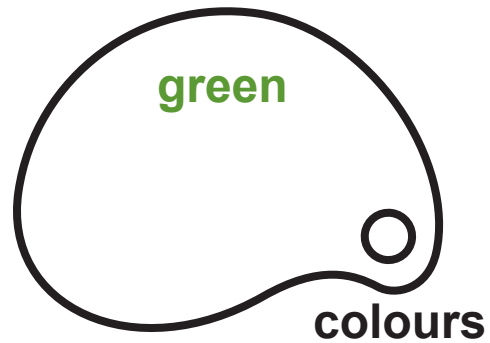


~~green~~ - eye - summer

autumn - yellow - ear

tooth - red - winter

mouth - spring - blue



Unit 3: The ant and the cricket

Art time!

Draw a summer scene with two pink trees, three blue flowers, five yellow stones, one purple nest,...



Unit 3: The ant and the cricket

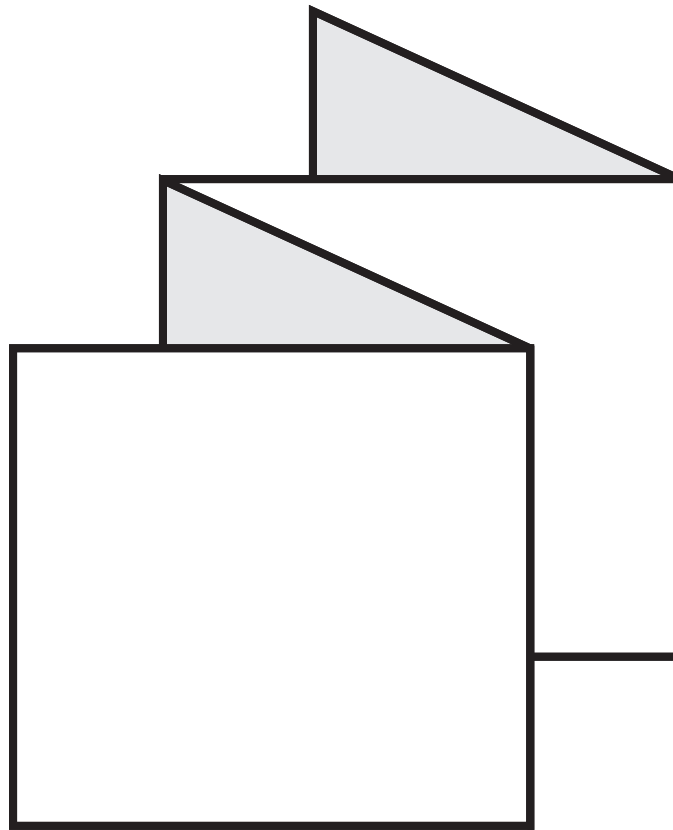
Project



Create your season book.



You can find it on page 133/103 (Volume 3).



Unit evaluation

How many stars for...?


The story



Songs and rhymes




Games / puzzles



Unit 3: The ant and the cricket

Which are your favourite words and phrases?
Write and say.



.....

.....

.....

.....


.....

Unit 4

The weasel and the mole

Lesson 1: In the cellar

1. Match the animals with the phrases.



...is eating

...is running

...is drinking

...is saving food

...is putting on his jacket



Unit 4: The weasel and the mole

2. What are they doing? True or false?



1. Captain Cook is sailing.

<input checked="" type="checkbox"/> T	<input type="checkbox"/> F
---------------------------------------	----------------------------

2. One Eye is playing.

<input type="checkbox"/> T	<input type="checkbox"/> F
----------------------------	----------------------------

3. Kelly is opening the box.

<input type="checkbox"/> T	<input type="checkbox"/> F
----------------------------	----------------------------

4. Kelly is sleeping.

<input type="checkbox"/> T	<input type="checkbox"/> F
----------------------------	----------------------------

5. Smarty is reading the map.

<input type="checkbox"/> T	<input type="checkbox"/> F
----------------------------	----------------------------

6. Cole, the mole, is eating.

<input type="checkbox"/> T	<input type="checkbox"/> F
----------------------------	----------------------------


Unit 4: The weasel and the mole



1



2




3



4





5

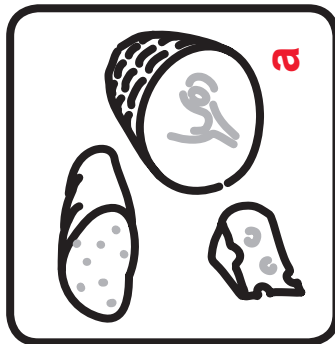


6


Unit 4: The weasel and the mole



3. Listen and circle the correct picture.



a




b

1.

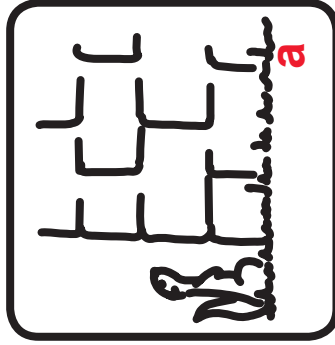


a




b

2.

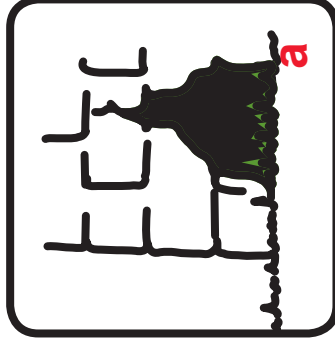


a




b

3.




a




b

4.



a



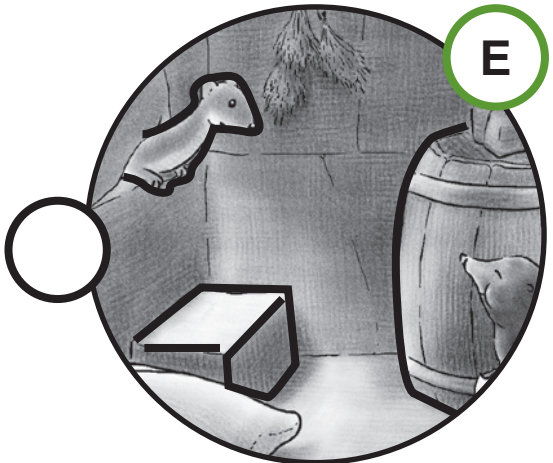

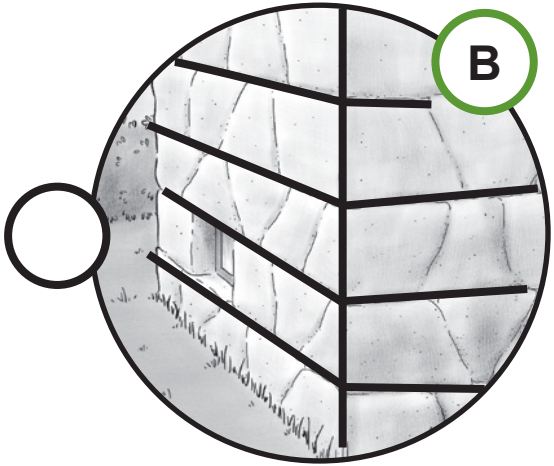
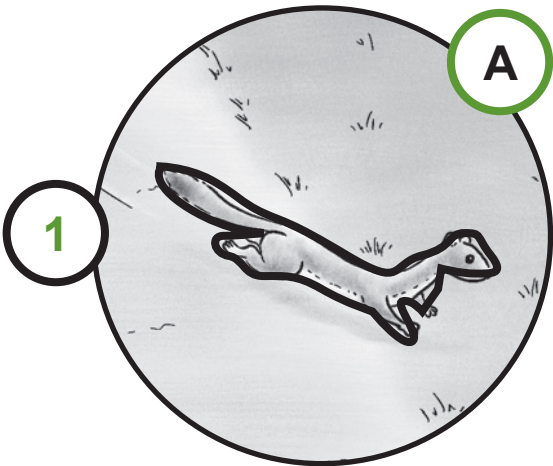
b

5.

Unit 4: The weasel and the mole




4. Listen and number.



Unit 4: The weasel and the mole




5. Look at the pictures and write.



1. _ r _ _ _



2. _ _ e _ _ _




3. _ _ l _ _ _



4. _ a _



5. y o g h u r t



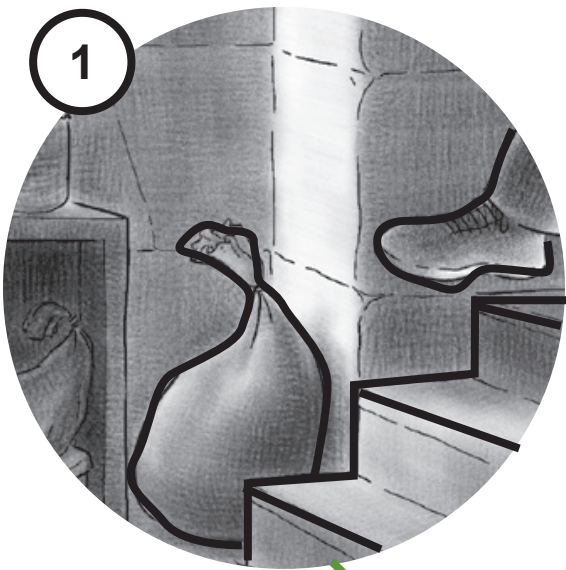

6. _ _ a _ s

Unit 4: The weasel and the mole

Unit 4: The weasel and the mole

Lesson 2: Time for lunch

1. Match the pictures with the phrases.



Easel, the weasel,
is licking his lips.



Easel is having
all the goodies.

He is munching,
he is crunching.

Hush, little weasel!
Someone is coming.

In my cellar
someone's lunching.

Unit 4: The weasel and the mole



Unit 4: The weasel and the mole




2. Do the crossword.



1.



5.




2.



6.




3.



7.



4.



Unit 4: The weasel and the mole

2.

4.

5. l o l l i p o p s

6.

7.

1.

3.

Unit 4: The weasel and the mole



3. Circle the words and write.



p	o	t	a	c	a	s	e	i	h
o	y	o	g	h	u	r	t	l	a
t	a	r	p	e	a	r	s	k	m
a	l	c	h	e	r	r	i	e	s
t	i	o	r	s	a	l	a	m	i
o	s	b	r	e	a	d	j	u	z

potato

.....

.....

.....

.....


.....

.....

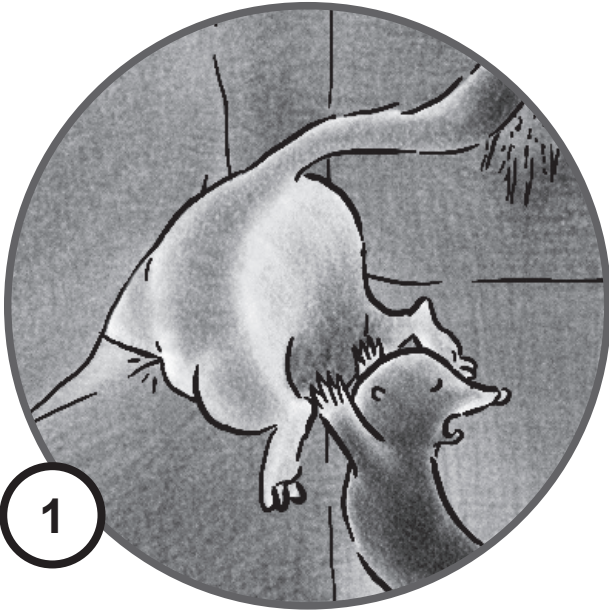
.....

Unit 4: The weasel and the mole

Unit 4: The weasel and the mole



4. Match the pictures with the phrases.




Nice to meet you!

Save for a rainy day!




Join me!

Welcome to my house!

Run through the hole.




Unit 4: The weasel and the mole






5. Colour the words to find the phrase.



- 1. blue
- 2. red
- 3. green
- 4. pink





Unit 4: The weasel and the mole

Unit 4: The weasel and the mole

Lesson 3: The right kind of food

1. Match the pictures with the phrases.



I'm thin again! I'm out of here!

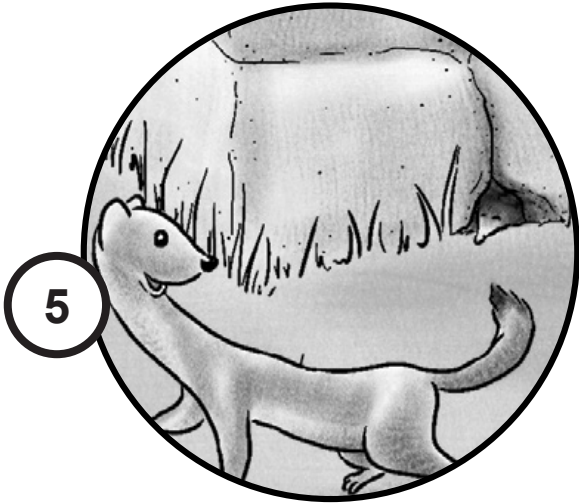
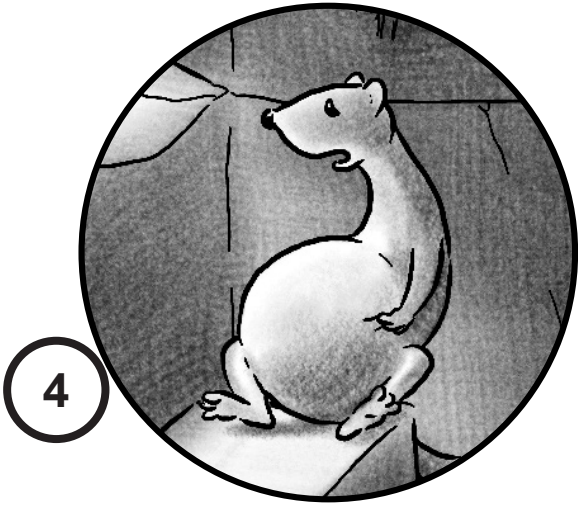

Look! I'm so fat!

Please don't pout!

Vegetables and fruit? Yuk!

Eat your vegetables and fruit.

Unit 4: The weasel and the mole

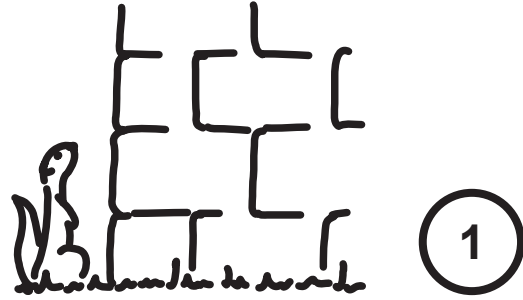


Unit 4: The weasel and the mole

2. Look and circle the correct word.



A **tall**/small wall



A happy/sad mole



A big/small hole



A cold/hot day




Unit 4: The weasel and the mole

A fat/thin weasel



5


A full/an empty cellar



6





3. Listen, draw and colour.



Unit 4: The weasel and the mole

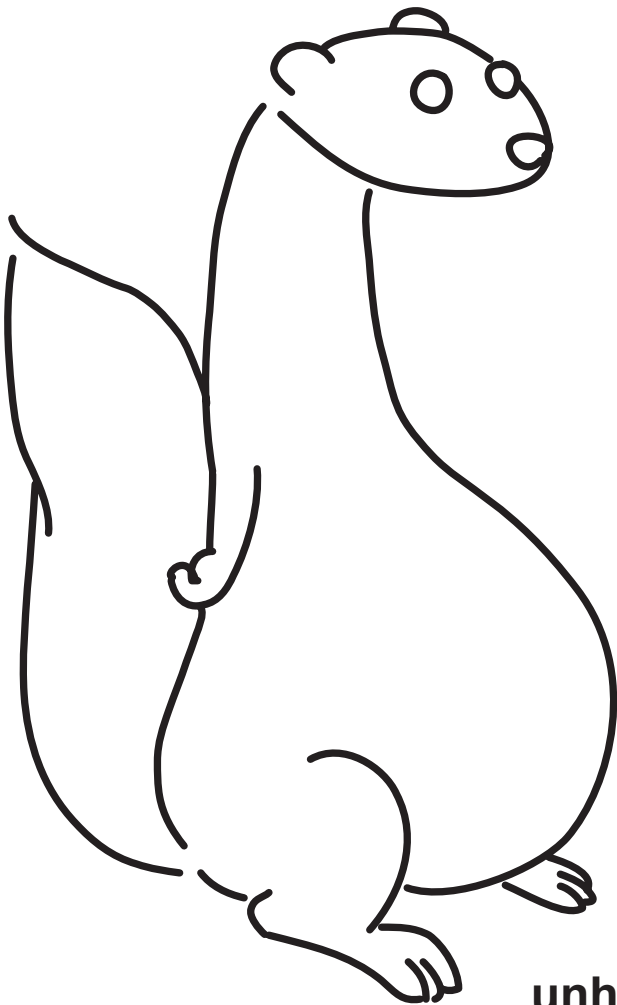


4. Do the crossword.



Art time!

Fill weasels' tummies with healthy and unhealthy food.



unhealthy food




healthy food

Unit 4: The weasel and the mole

Project



Design a poster on healthy eating habits.



Unit evaluation

How many stars for...?


The story



Songs and rhymes




Games / puzzles



Unit 4: The weasel and the mole

Which are your favourite words and phrases?
Write and say.



.....

.....

.....

.....

.....

Unit 5

The animal school

Lesson 1: School is fun

1. Find and match.



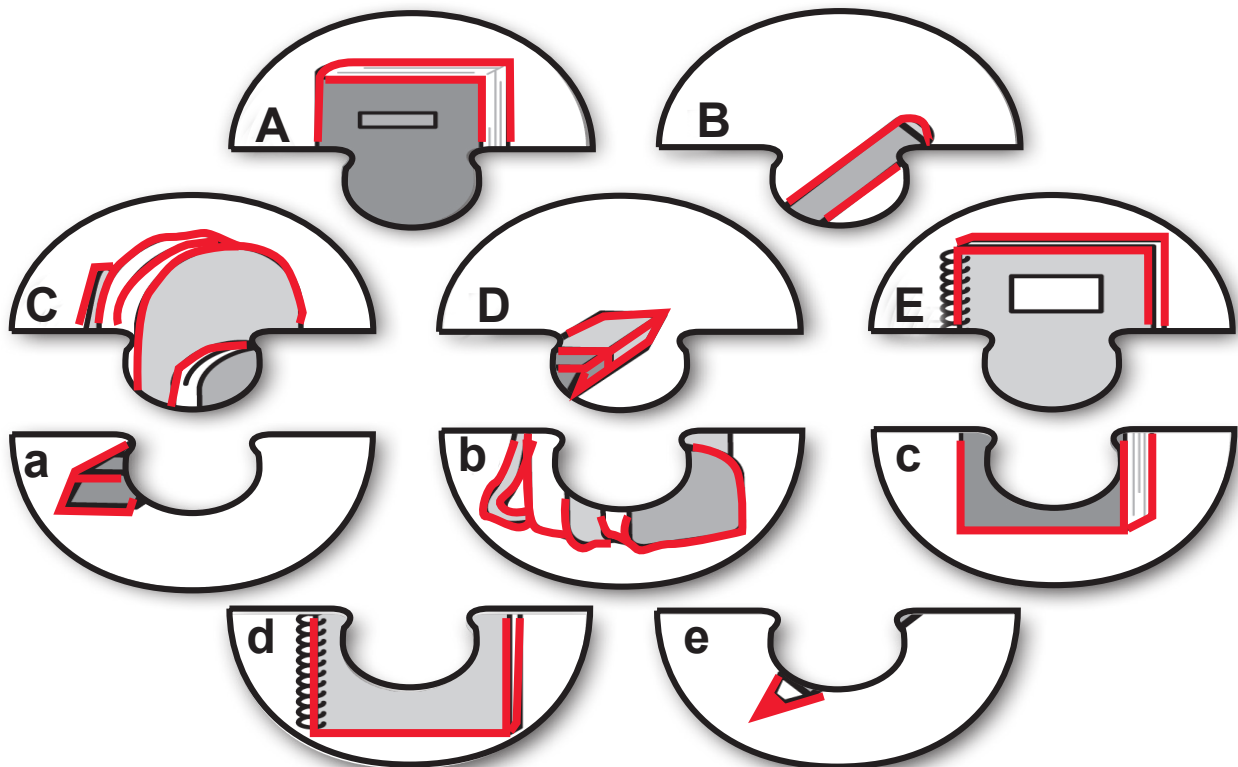
1. notebook **E** d

2. schoolbag

3. rubber

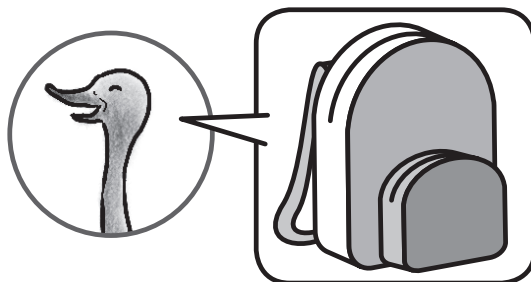
4. pencil

5. book

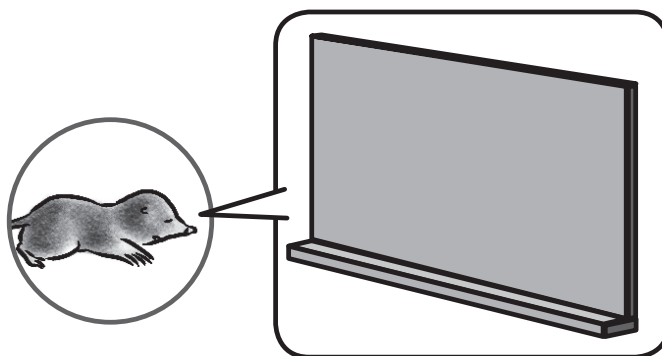


Unit 5: The animal school

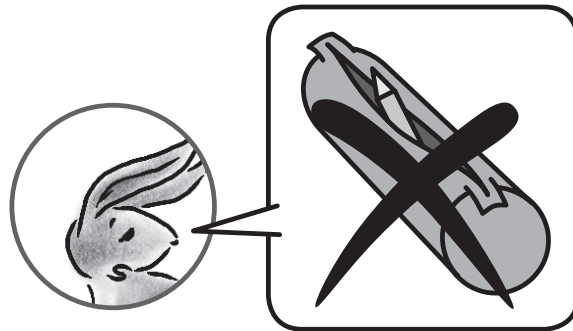
2. Choose and circle.




1. **I need my schoolbag.**
I don't need my schoolbag.




2. You don't need a board.
You need a board.



**3. We don't need a pencilcase.
We need a pencilcase.**



**4. You don't need a notebook.
You need a notebook.**



**5. We don't need pencils.
We need pencils.**


Unit 5: The animal school



3. Join, colour and write.



1



book


.....

2



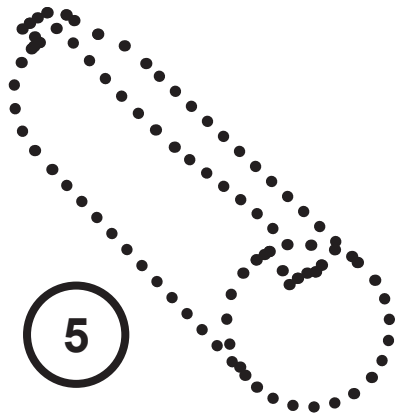
.....

4




.....


5




.....



6



7



Unit 5: The animal school




4. Put the words in the correct groups.




~~schoolbag~~, bedroom, cheese, ant, yoghurt, weasel, honey, hat, crocodile, jacket, kitchen, lettuce, bathroom, pencil, socks, living room, rubber, parrot, notebook, shoes

Food

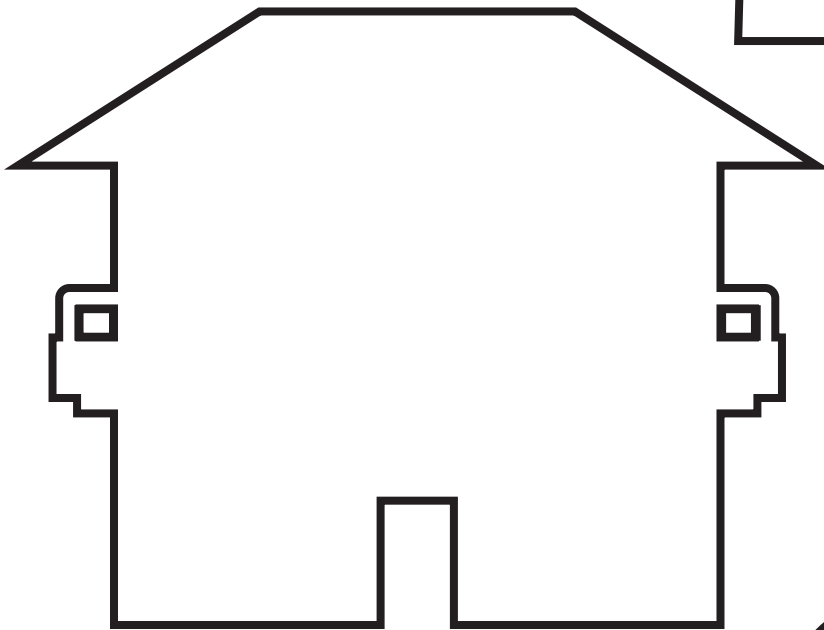


Animals

Unit 5: The animal school



Clothes



House



schoolbag



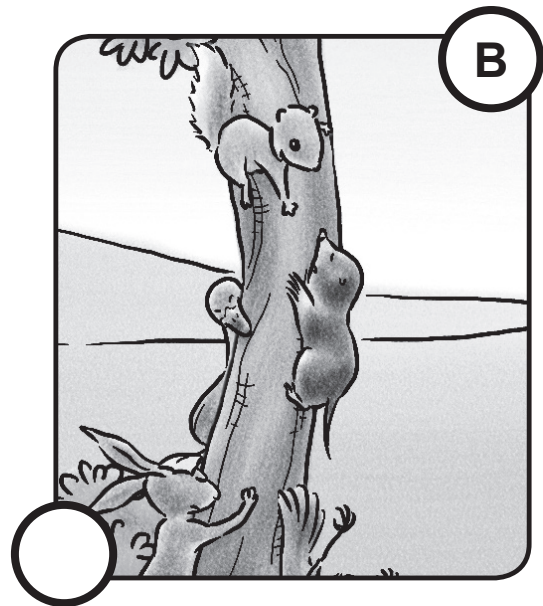

School things



Unit 5: The animal school

Lesson 2: Lessons at the animal school



1. Listen and number the pictures.





2. Circle the odd one out.



1. monkey, **bedroom**, kangaroo, panda, crocodile
2. eye, cellar, tooth, ear, lips
3. socks, jacket, shoes, dragon, hat
4. spring, summer, nuts, autumn, winter
5. Monday, Tuesday, Friday, July, Sunday
6. ham, pears, sweets, mouth, potatoes

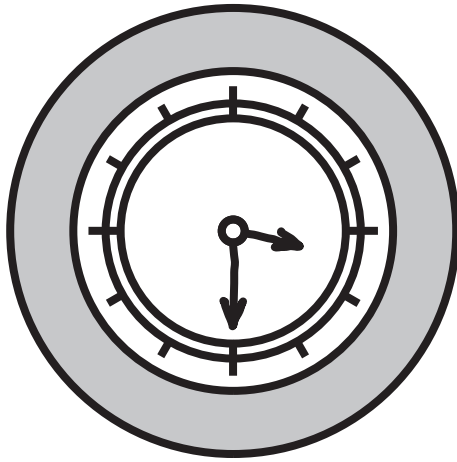
Unit 5: The animal school



3. What's the time?
Draw and write.



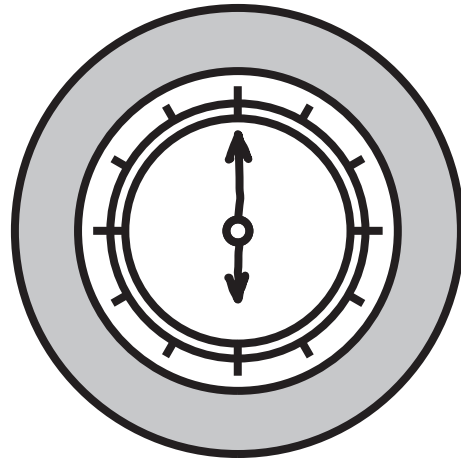
3:30



It's half past three

.....

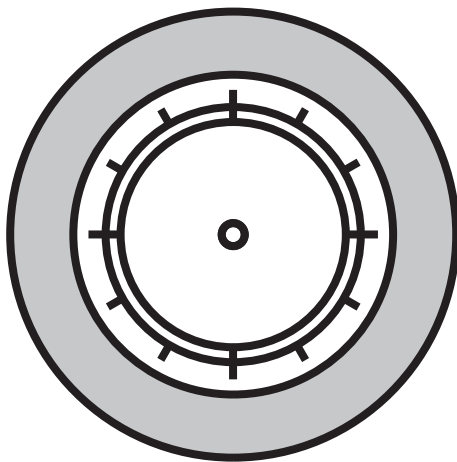
6:00



It's six o'clock

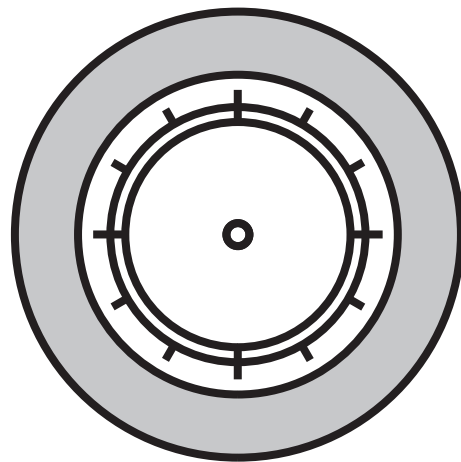
.....

8:00



.....

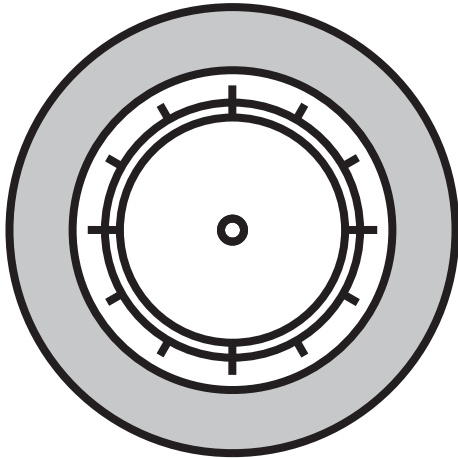
2:30



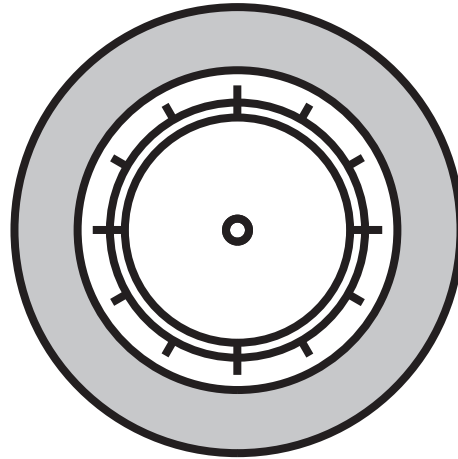
.....

Unit 5: The animal school

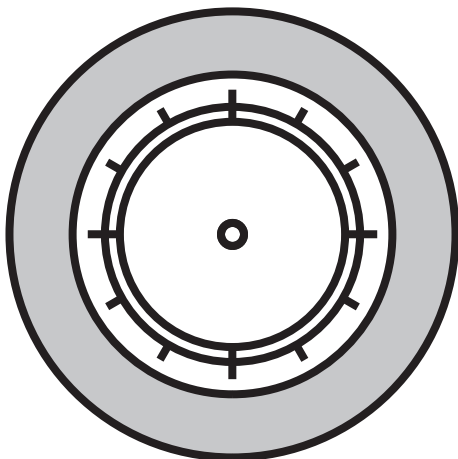
11:00



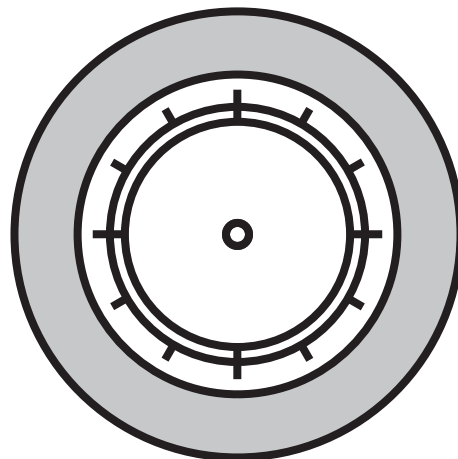
7:30



5:00



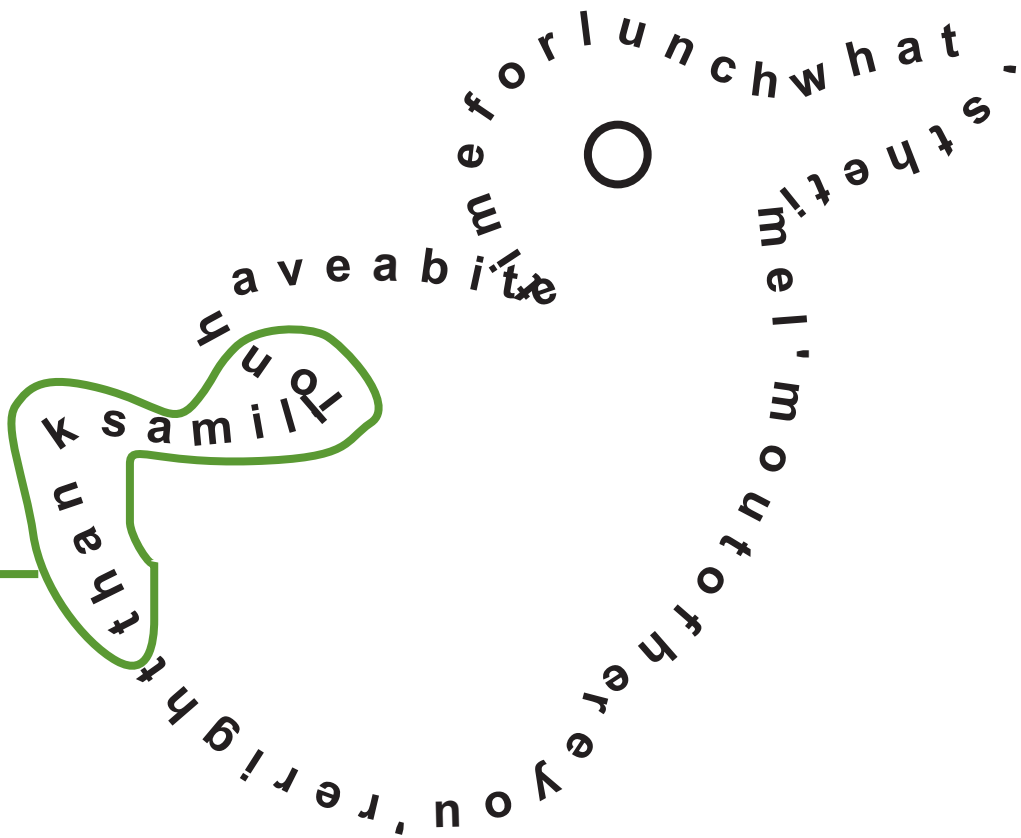
1:30



Unit 5: The animal school



4. Circle the phrases.



thanks a million have a bite time for lunch what's the time
I'm out of here you're right

Lesson 3: A bright world

1. Match the phrases.



1. It's cool to be different,

and nobody is weak!

2. Different is nice,

how boring to be the same!

3. What a pity, what a shame,

everybody is unique.

4. Respect my likes,

you can help me.

5. I can help you,

respect my rights.

Unit 5: The animal school



2. Listen and write the words.



bright, nice, boring, ~~unique~~, help, rights

It's cool to be different, everybody is u n i q u e.

Different is _ _ _ _ and nobody is weak!

Everybody is different, everybody is nice.

What a pity, what a shame,


how _ _ _ _ _ to be the same!

Respect my likes, respect my _ _ _ _ _ ,

and the world will be so _ _ _ _ _ !

I can _ _ _ _ you, you can help me,


everything will be alright!



3. Match the opposites.

1	everybody	same
2	strong	sad
3	different	nobody
4	empty	big
5	small	full
6	happy	weak

A green line connects the word 'different' in item 3 to the word 'same' in the top right item.

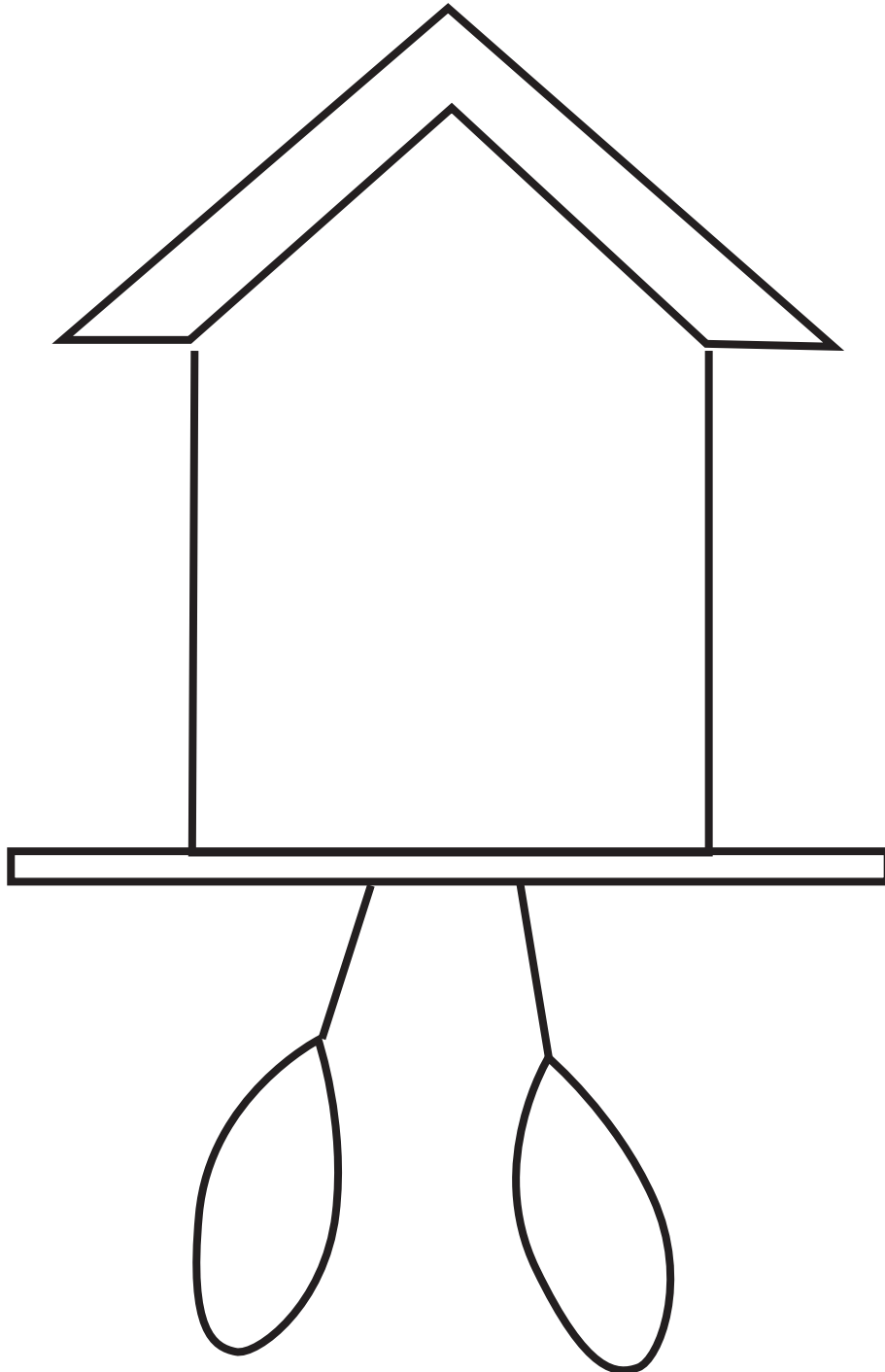


4. Can you find the magic phrase?

A	B	C	D	E	F	G	H	I	J	K	L	M
N	O	P	Q	R	S	T	U	V	W	X	Y	Z

Art time!

Create your own clock!



Unit 5: The animal school

Project



You are unique!



I like

.....

.....

.....

.....

.....

I don't like

.....

.....

.....

My favourite colour is

.....

My favourite number is

.....

My favourite animal is

.....

.....

.....

My best friend is

.....

.....

.....

.....

Unit 5: The animal school

Unit evaluation

How many stars for...?


The story




Songs and rhymes



Games / puzzles



Which are your favourite words and phrases?
Write and say.



.....

.....

.....

.....

.....

Table of Contents

Volume 2

5 Unit 1: KELLY

- 5 Lesson 1: Come and play!**
- 12 Lesson 2: A magic key!**
- 20 Lesson 3: We're pirates!**

32 Unit 2: CAPTAIN COOK

- 32 Lesson 1: The magic map**
- 42 Lesson 2: On the big island**
- 50 Lesson 3: The dragon's house**

63 Unit 3: THE ANT AND THE CRICKET

- 63 Lesson 1: It's summer**
- 68 Lesson 2: Autumn's here!**
- 73 Lesson 3: It's winter**

81 Unit 4: THE WEASEL AND THE MOLE

81 Lesson 1: In the cellar

88 Lesson 2: Time for lunch

98 Lesson 3: The right kind of food

109 Unit 5: THE ANIMAL SCHOOL

109 Lesson 1: School is fun

116 Lesson 2: Lessons at the animal school

121 Lesson 3: A bright world

Βάσει του ν. 3966/2011 τα διδακτικά βιβλία του Δημοτικού, του Γυμνασίου, του Λυκείου, των ΕΠΑ.Λ. και των ΕΠΑ.Σ. τυπώνονται από το ΙΤΥΕ - ΔΙΟΦΑΝΤΟΣ και διανέμονται δωρεάν στα Δημόσια Σχολεία. Τα βιβλία μπορεί να διατίθενται προς πώληση, όταν φέρουν στη δεξιά κάτω γωνία του εμπροσθόφυλλου ένδειξη «ΔΙΑΤΙΘΕΤΑΙ ΜΕ ΤΙΜΗ ΠΩΛΗΣΗΣ». Κάθε αντίτυπο που διατίθεται προς πώληση και δεν φέρει την παραπάνω ένδειξη θεωρείται κλεψίτυπο και ο παραβάτης διώκεται σύμφωνα με τις διατάξεις του άρθρου 7 του νόμου 1129 της 15/21 Μαρτίου 1946 (ΦΕΚ 1946,108, Α').

Απαγορεύεται η αναπαραγωγή οποιουδήποτε τμήματος αυτού του βιβλίου, που καλύπτεται από δικαιώματα (copyright), ή η χρήση του σε οποιαδήποτε μορφή, χωρίς τη γραπτή άδεια του Υπουργείου Παιδείας, Έρευνας και Θρησκευμάτων / ΙΤΥΕ - ΔΙΟΦΑΝΤΟΣ.