

MAGIC BOOK

2

ACTIVITY BOOK

Volume 3



Το έντυπο αυτό δημιουργήθηκε στο πλαίσιο της Πράξης: «Νέες Πολιτικές Ξενόγλωσσης Εκπαίδευσης στο Σχολείο: Η Εκμάθηση της Αγγλικής στην Πρώιμη Παιδική Ηλικία» που υλοποιείται από το Εθνικό και Καποδιστριακό Πανεπιστήμιο Αθηνών, με ιδρυματική υπεύθυνη την καθηγήτρια Β. Δενδρινού, μέσω του Επιχειρησιακού Προγράμματος «Εκπαίδευση και Δια Βίου Μάθηση» και συγχρηματοδοτείται από την Ευρωπαϊκή Ένωση (Ευρωπαϊκό Κοινωνικό Ταμείο, Ε.Κ.Τ.) και από Εθνικούς Πόρους.

Ειδικότερα:

1. Για την κατηγορία πράξης «Εφαρμογή ξενόγλωσσων προγραμμάτων σπουδών στην Πρωτοβάθμια & Δευτεροβάθμια εκπαίδευση», με κωδικό: 01.72.11.04, για την πράξη «Νέες Πολιτικές Ξενόγλωσσης Εκπαίδευσης στο Σχολείο: Η εκμάθηση της Αγγλικής σε Πρώιμη Παιδική Ηλικία – ΑΠ1», Κωδικός MIS 299506, η οποία εντάσσεται και χρηματοδοτείται στο πλαίσιο του Άξονα Προτεραιότητας 1: «Αναβάθμιση της ποιότητας της εκπαίδευσης και προώθηση της κοινωνικής ενσωμάτωσης στις 8 Περιφέρειες Σύγκλισης (ΑΝΑΤΟΛΙΚΗ ΜΑΚΕΔΟΝΙΑ – ΘΡΑΚΗ / ΘΕΣΣΑΛΙΑ / ΗΠΕΙΡΟΣ / ΙΟΝΙΑ ΝΗΣΙΑ / ΔΥΤΙΚΗ ΕΛΛΑΔΑ / ΠΕΛΟΠΟΝΝΗΣΟΣ / ΒΟΡΕΙΟ ΑΙΓΑΙΟ / ΚΡΗΤΗ)»

- 2. Για την κατηγορία πράξης «Εφαρμογή ξενόγλωσσων προγραμμάτων σπουδών στην Πρωτοβάθμια & Δευτεροβάθμια εκπαίδευση», με κωδικό: 02.72.11.04, για την πράξη «Νέες Πολιτικές Ξενόγλωσσας Εκπαίδευσης στο Σχολείο: Η εκμάθηση της Αγγλικής σε Πρώιμη Παιδική Ηλικία – ΑΠ2» Κωδικός MIS 299512, η οποία εντάσσεται και χρηματοδοτείται στο πλαίσιο του Άξονα Προτεραιότητας 2: «Αναβάθμιση της ποιότητας της εκπαίδευσης και προώθηση της κοινωνικής ενσωμάτωσης στις 3 Περιφέρειες Σταδιακής Εξόδου (ΚΕΝΤΡΙΚΗ ΜΑΚΕΔΟΝΙΑ / ΔΥΤΙΚΗ ΜΑΚΕΔΟΝΙΑ / ΑΤΤΙΚΗ)»**
- 3. Για την κατηγορία πράξης «Εφαρμογή ξενόγλωσσων προγραμμάτων σπουδών στην Πρωτοβάθμια & Δευτεροβάθμια εκπαίδευση», με κωδικό: 03.72.11.04, για την πράξη «Νέες Πολιτικές Ξενόγλωσσας Εκπαίδευσης στο Σχολείο: Η εκμάθηση της Αγγλικής σε Πρώιμη Παιδική Ηλικία – ΑΠ3» Κωδικός MIS 299514, η οποία εντάσσεται και χρηματοδοτείται στο πλαίσιο του Άξονα Προτεραιότητας 3: «Αναβάθμιση της ποιότητας της εκπαίδευσης και προώθηση της κοινωνικής ενσωμάτωσης στις 2 Περιφέρειες Σταδιακής Εισόδου (ΣΤΕΡΕΑ ΕΛΛΑΔΑ / ΝΟΤΙΟ ΑΙΓΑΙΟ)»**



ΕΛΛΗΝΙΚΗ ΔΗΜΟΚΡΑΤΙΑ
Εθνικό και Καποδιστριακό
Πανεπιστήμιο Αθηνών



Ευρωπαϊκή Ένωση
Ευρωπαϊκό Κοινωνικό Ταμείο



ΕΠΙΧΕΙΡΗΣΙΑΚΟ ΠΡΟΓΡΑΜΜΑ
ΕΚΠΑΙΔΕΥΣΗ ΚΑΙ ΔΙΑ ΒΙΟΥ ΜΑΘΗΣΗ
επένδυση στην κοινωνία της γνώσης
ΥΠΟΥΡΓΕΙΟ ΠΑΙΔΕΙΑΣ ΚΑΙ ΘΡΗΣΚΕΥΜΑΤΩΝ
ΕΙΔΙΚΗ ΥΠΗΡΕΣΙΑ ΔΙΑΧΕΙΡΙΣΗΣ

Με τη συγχρηματοδότηση της Ελλάδας και της Ευρωπαϊκής Ένωσης



Η αξιολόγηση, η κρίση των προσαρμογών και η επιστημονική επιμέλεια του προσαρμοσμένου βιβλίου πραγματοποιείται από τη Μονάδα Ειδικής Αγωγής του Ινστιτούτου Εκπαιδευτικής Πολιτικής.

Η προσαρμογή του βιβλίου για μαθητές με μειωμένη όραση από το ΙΤΥΕ – ΔΙΟΦΑΝΤΟΣ πραγματοποιείται με βάση τις προδιαγραφές που έχουν αναπτυχθεί από ειδικούς εμπειρογνώμονες για το ΙΕΠ.

ΠΡΟΣΑΡΜΟΓΗ ΤΟΥ ΒΙΒΛΙΟΥ
ΓΙΑ ΜΑΘΗΤΕΣ ΜΕ ΜΕΙΩΜΕΝΗ ΟΡΑΣΗ

ΙΤΥΕ - ΔΙΟΦΑΝΤΟΣ



Επιστημονική Υπεύθυνη Έργου:

Βασιλική Δενδρινού

Επιστημονική Επιμέλεια και Συντονισμός Συγγραφής Εγχειριδίου:

Θωμάς Αλεξίου & Μαρίνα Ματθαιουδάκη

Συγγραφική ομάδα:

Θωμάς Αλεξίου & Μαρίνα Ματθαιουδάκη

**Μέλη Δ.Ε.Π., Τμήμα Αγγλικής Γλώσσας και Φιλολογίας,
Α.Π.Θ.**

Θωμάς Ζαπουνίδης

Ιωάννα Ζιάκα

Κατερίνα Καϊκτσή

Βάνα Κουταλακίδου

Χρύσα Λασκαρίδου

Νίκος Τσιαδήμος

**Εκπαιδευτικοί ΠΕ06, 3ου Δημοτικού Σχολείου Ευόσμου,
Πρότυπου Πειραματικού Σχολείου Τμήματος Αγγλικής
Γλώσσας και Φιλολογίας, Α.Π.Θ.**

Συνεργάτες δημιουργίας υλικού:

Catherine Moss

Lisa Murray

Σκιτσογράφος-Γραφίστας:

Αλέξανδρος Ταγαρίδης

Μουσική επιμέλεια-Σύνθεση:

Βασιλική Κωνσταντίνου

Μουσικοί:

Δημήτρης Θωμάς – Τύμπανα

**Παναγιώτης Έντβιν Παναγιώτη - Φλάουτο, φλογέρα
soprano, φλογέρα sopranino**

Κων/νος Παπαγιαννίδης - Ούτι, λαούτο, μαντολίνο

**Σπυρίδων Φιλιππίδης - Κλασική κιθάρα, ηλεκτρική
κιθάρα, ηλεκτρικό μπάσο**

Διόρθωση κειμένων:

James Milton

Γραμματειακή υποστήριξη:

Mona Siksek

Ηχολήπτης/studio:

Polytropa (Αθανάσιος Καζαντζής)

Φυσικοί ομιλητές στα ηχητικά αρχεία:

Robert Alcock

Edgar Joycey

Joanne Nikolaidis

Nicola Rehling

Chrissie Taylor

Τραγουδούν οι:

Κυβέλη Κάππου

Σίσσυ Νικολαΐδου

Γιώργος Τσιβρανίδης

Θοδωρής Τσιβρανίδης

Evelyn Charalabides



ISBN: 978-960-06-4447-0

Unit 6

The emperor's new clothes

Lesson 1: Nothing looks right

Unit 6: The emperor's new clothes



Unit 6: The emperor's new clothes

1. Read and match.



Is the emperor here?

What are you doing in there?

Those trousers and shoes are ready for you to choose.

Oh, I have nothing to wear.

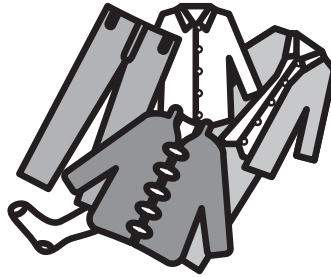
This orange suit looks nice, Sir.

Who's there?

Unit 6: The emperor's new clothes

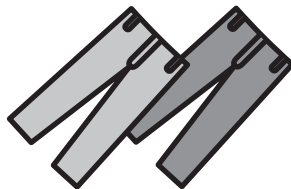


2. Look and write.




C **lothes** on the floor,

some more on the door.




T here and there,




some s on the chair.

Unit 6: The emperor's new clothes



These j and s,



those trousers and s

are ready for you to choose.

Unit 6: The emperor's new clothes



3. Write and colour.



1. r _ _ _ hat


2. g _ _ _ _ jacket

3. p _ _ _ _ _ trousers

4. o _ _ _ _ _ socks

5. b _ _ _ _ _ shoes


Unit 6: The emperor's new clothes




Unit 6: The emperor's new clothes




4. Find the missing words.



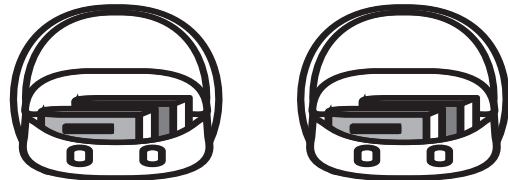
1. These trousers are **dark**



2. These ants are




3. These trousers are



4. These bags are




5. These weasels are




6. These crickets are

Unit 6: The emperor's new clothes

~~dark-bright~~, hot-cold, long-short,
small-big, fat-thin, full-empty



but those trousers are **bright**



but those kangaroos are




but those trousers are



but those bags are



but those weasels are



but those crickets are

Unit 6: The emperor's new clothes

Lesson 2: The emperor's special suit

1. Read and match.



1. Is my special suit ready?
2. Here's the jacket, Sir.
3. It's brown and pink,
4. We are tailors and
5. Only clever people
6. I can't see anything.

- a. can't you see?
- b. can see it.
- c. You can put it on.
- d. Am I a fool?
- e. I need it for the festival.
- f. we can make a special suit for you.

1- e 2- 3- 4- 5- 6-

Unit 6: The emperor's new clothes

2. Circle the odd one out.



1. pink, flower, orange, yellow

2. shoes, pond, tree, grass

3. shirt, suit, jacket, black

4. emperor, captain, tailor, parrot

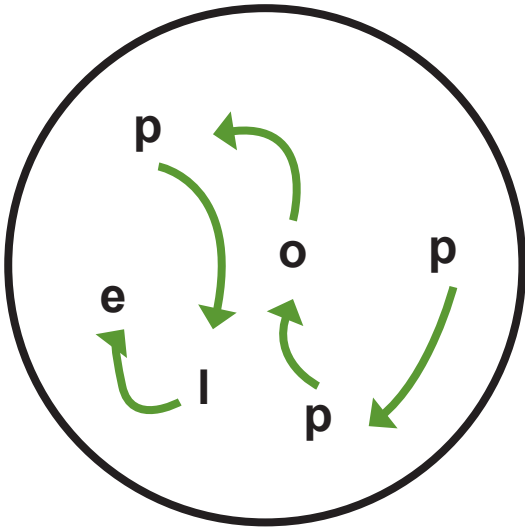
5. squirrel, wall, door, floor

6. long, socks, short, bright

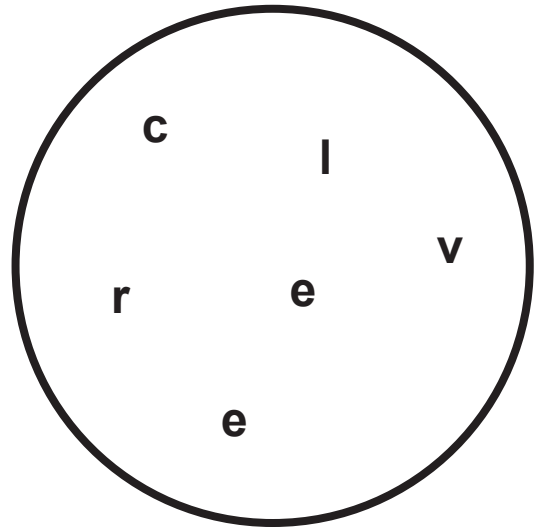
Unit 6: The emperor's new clothes



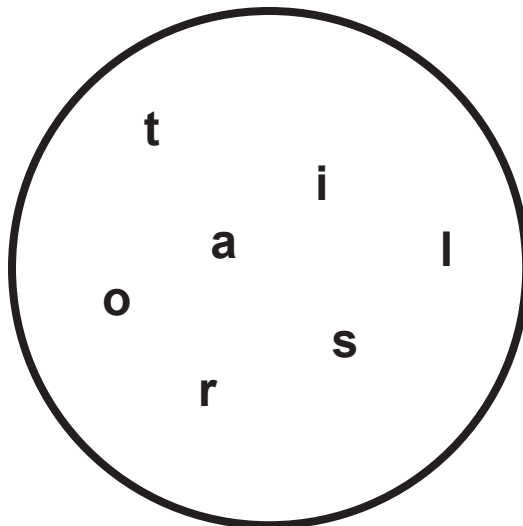
3. Find and write.



1. **people**

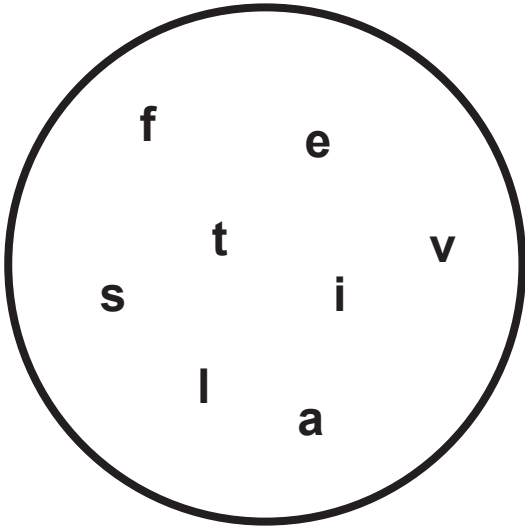


2.

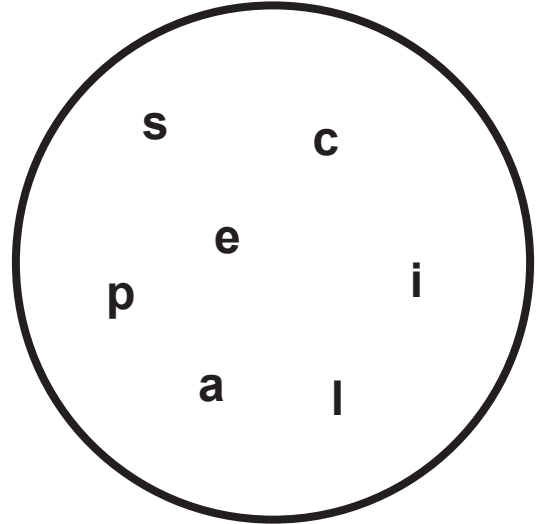


3.

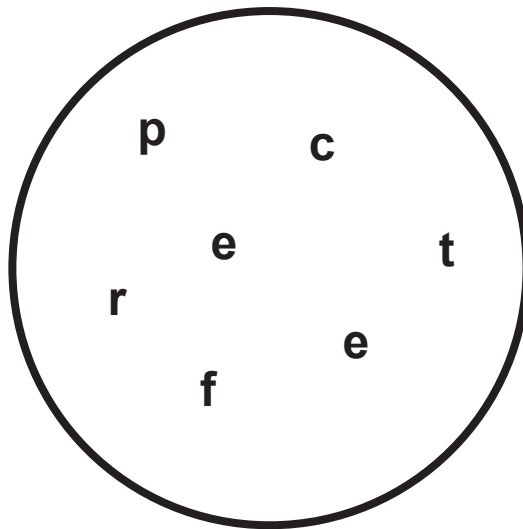
Unit 6: The emperor's new clothes



4.



5.

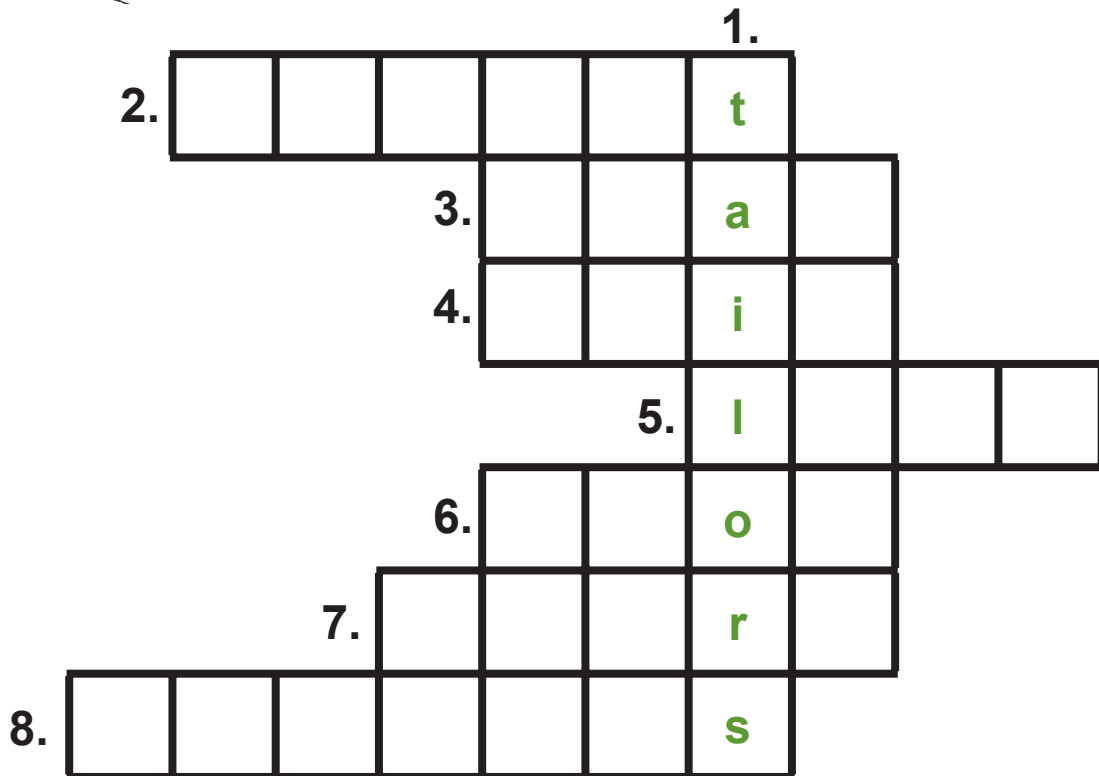


6.

Unit 6: The emperor's new clothes



4. Do the crossword.



1. They make clothes.
2. Not dark
3. Put on
4. Jacket and trousers together
5. Not short
6. Not a clever person
7. Not long
8. Shirts, suits and jackets are...

Lesson 3: At the festival

1. Circle the phrases.



are you doing you're right
what are you doing
who's this nice
the emperor
right here come
respect my
great ideas
thank a million

thank a million great ideas respect my
rights here come the emperor Who's
this nice to meet you what are you doing
you're right

Unit 6: The emperor's new clothes



2. Listen and tick.



	emperor	tailor
1	✓	
2		
3		
4		
5		
6		

Unit 6: The emperor's new clothes

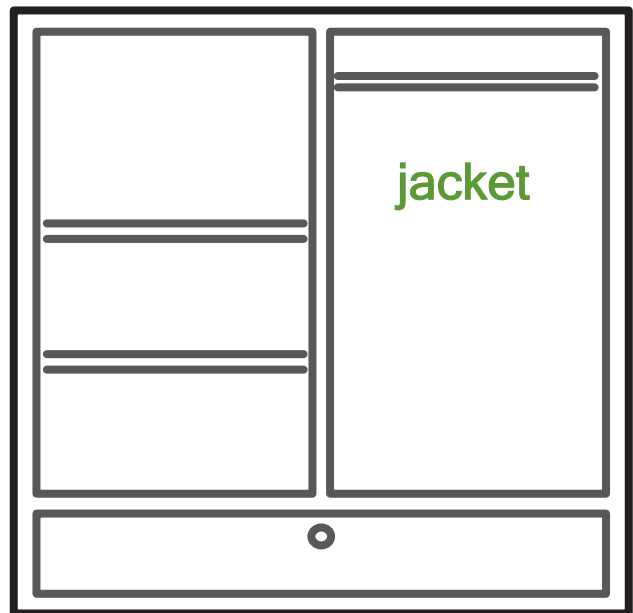
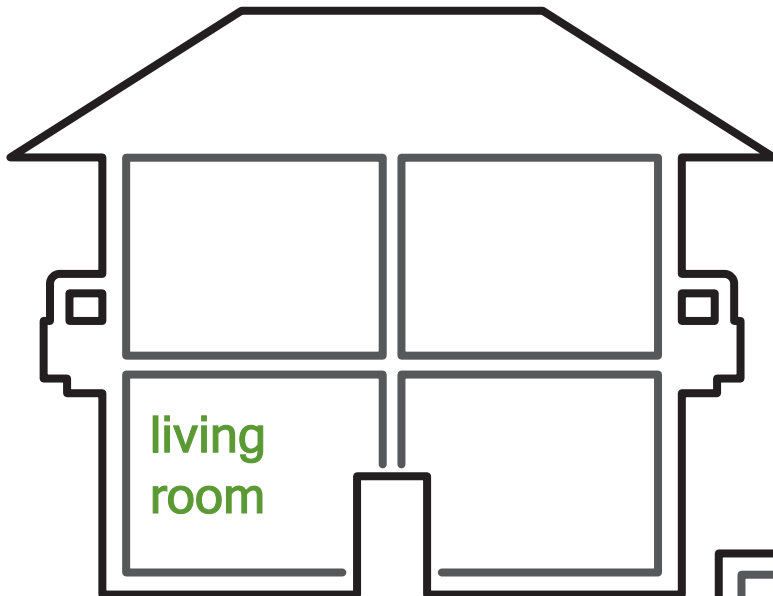
Unit 6: The emperor's new clothes




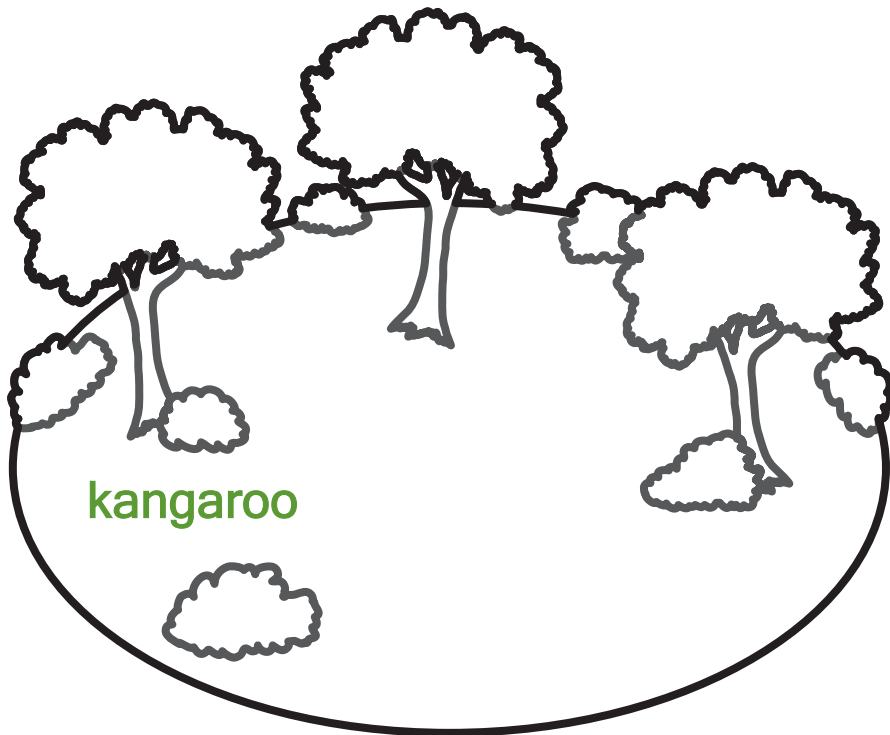
3. Put the words in the correct groups.



~~jacket~~ ~~cheese~~ ~~kangaroo~~ ~~living room~~ hat mole socks
shirt bedroom weasel cookies lollipops kitchen
nuts panda chocolate bathroom trousers monkey




Unit 6: The emperor's new clothes






4. Colour the words to find the phrase.



- 1. blue
- 2. red
- 3. green
- 4. pink



Unit 6: The emperor's new clothes

Art time!

Choose clothes for the Emperor to wear.
Draw and colour them.



Unit 6: The emperor's new clothes

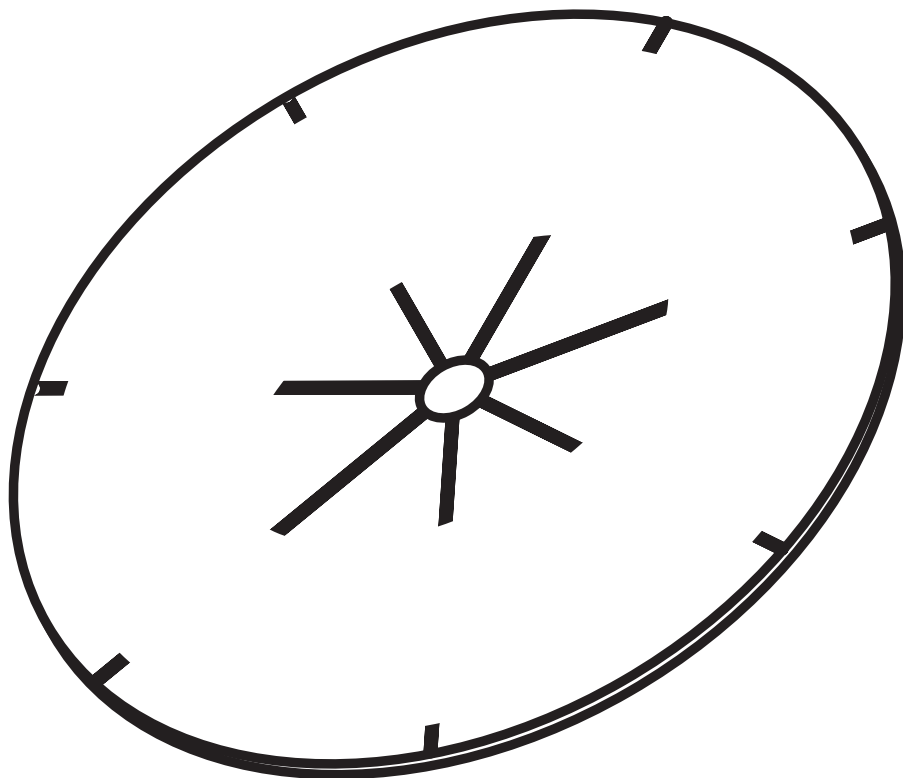
Project



Design your own spin wheel with clothes and colour them.



You can find it on page 135/105.



Unit evaluation

How many stars for...?


The story



Songs and rhymes



Games / puzzles



Unit 6: The emperor's new clothes

Which are your favourite words and phrases?
Write and say.



.....

.....

.....

.....

.....

Unit 7

Arthur and his family

Lesson 1: Play with me

Unit 7: Arthur and his family

1. Read and match.



Grandmother elf always cooks meals in the kitchen!

Sister elf and brother elf read their favourite books in their bedroom!





Little Arthur wants to play with his family.

Grandfather elf usually listens to music in the living room.

Father elf usually helps in the house.

Mother elf often plants flowers in the garden.

Unit 7: Arthur and his family



Unit 7: Arthur and his family

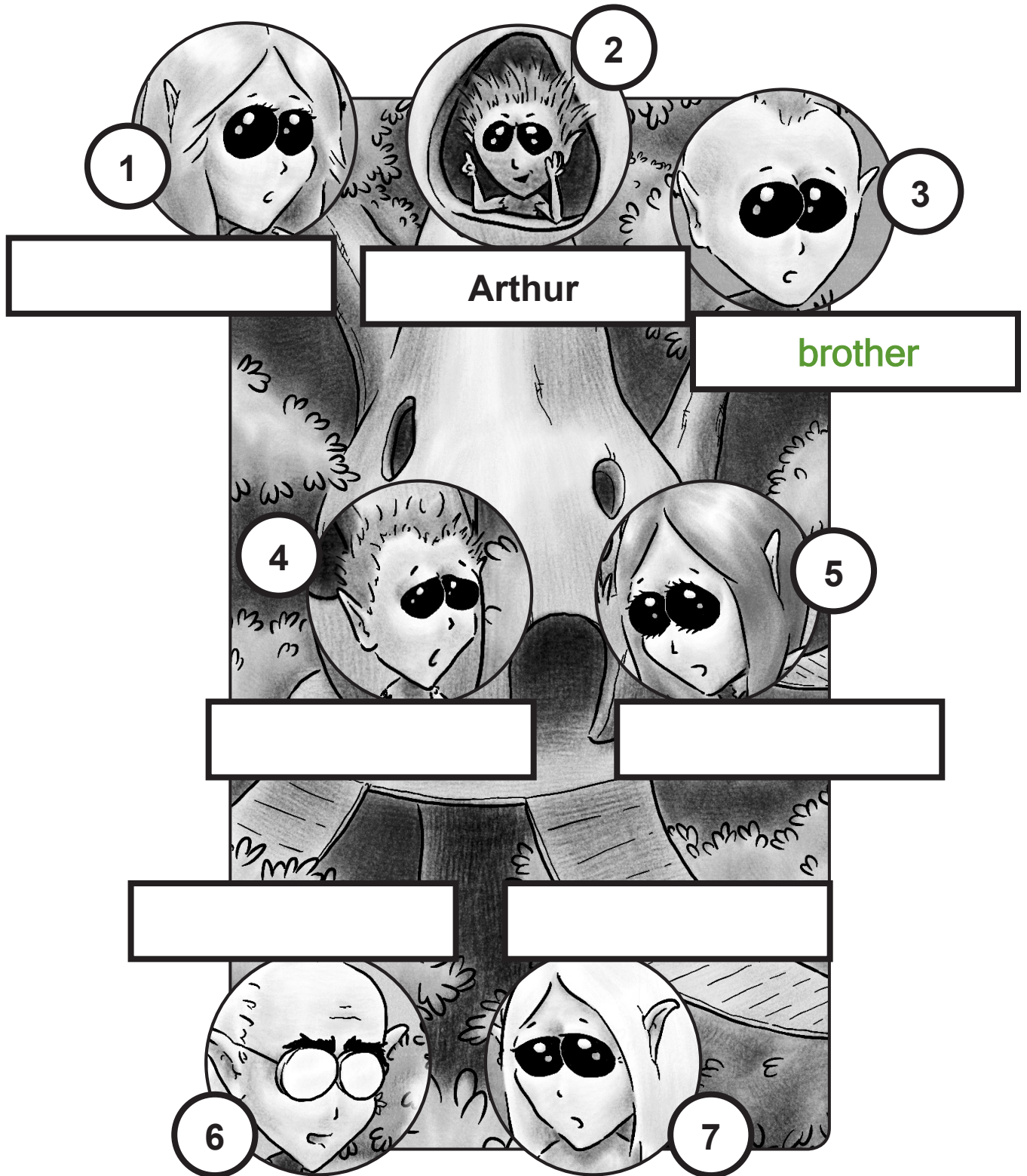


2. Circle the words and write them under the correct picture.



F	A	G	I	R	A	G	O	R	T
T	G	S	O	S	G	R	E	M	R
E	R	I	T	H	N	A	D	O	T
F	A	T	H	E	R	N	M	T	I
I	N	A	G	F	N	D	O	H	B
O	D	I	S	T	E	M	T	E	R
G	F	D	A	N	F	O	A	R	O
S	A	G	B	R	O	T	H	E	R
R	T	H	N	A	R	H	E	S	A
O	H	S	I	S	T	E	R	I	T
R	E	I	S	E	E	R	I	S	E
A	R	F	A	T	M	O	R	E	R









Unit 7: Arthur and his family



Unit 7: Arthur and his family



3. Listen and write the numbers.





4. Now write about YOU and your FAMILY.

I always **listen to music in my bedroom**

I always

I usually

I often

My mother **often helps in the house**

My


My

My

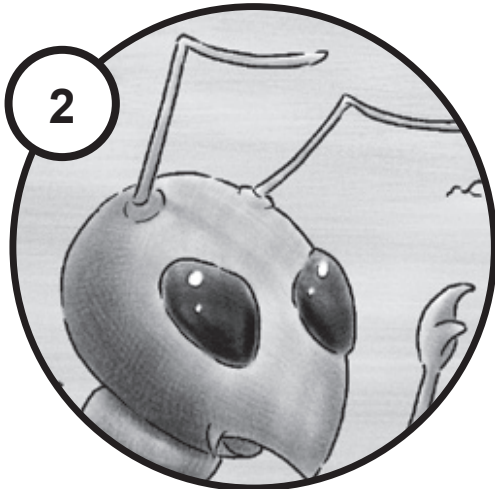
Unit 7: Arthur and his family



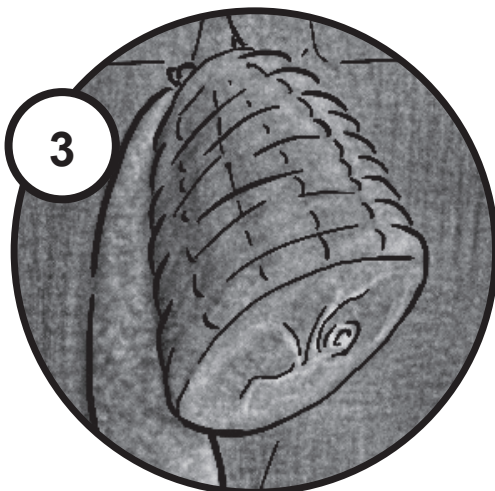
5. Break the code and find the magic word.



— — —





— — —




h a m

Unit 7: Arthur and his family







$\frac{1}{1}$	$\frac{2}{2}$	$\frac{m}{3}$	$\frac{4}{4}$	$\frac{5}{5}$	$\frac{6}{6}$
---------------	---------------	---------------	---------------	---------------	---------------


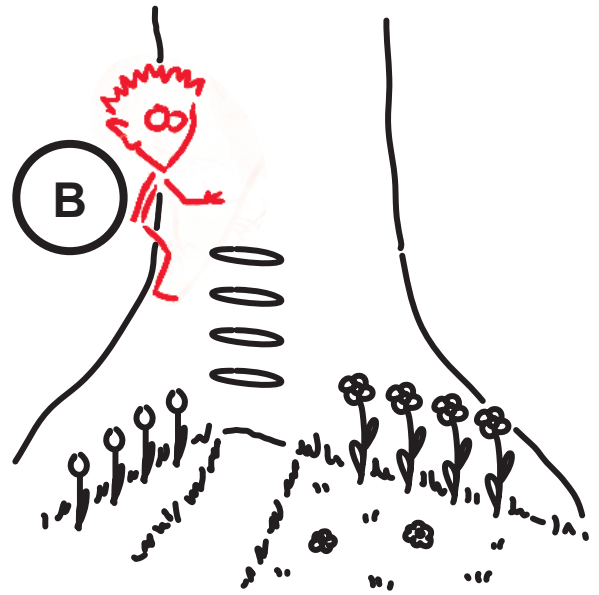
Lesson 2: We can't find Arthur!

1. Read and match.



1. Arthur plays basketball with his friends in the garden.
2. He climbs trees in the garden.
3. He rides his bike in the park every day.
4. He plays on the slide and swing every evening.
5. He swims in the pond every morning.

Unit 7: Arthur and his family




Unit 7: Arthur and his family



2. Do the crossword.




1.



2.




3.



4.




5.




Unit 7: Arthur and his family

6.



7.



							1.		
					2.		t		
							r		
							e		4.
5.							e		
							h		
			6.				o		
7.							u		
							s		
							e		

Unit 7: Arthur and his family



3. What are their favourite places? Match and say.



Kelly's favourite place is the treehouse.

1.



2.



3.



4.



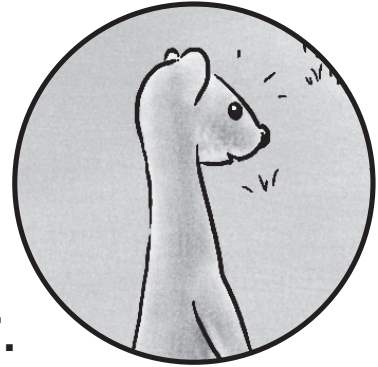
5.









6.



7.




Unit 7: Arthur and his family








Unit 7: Arthur and his family

4. What about you?




	OFTEN	USUALLY	ALWAYS
1.			
2.			
3.			
4.			
5.			
6.			

Unit 7: Arthur and his family




Lesson 3: My favourite place

1. Who's this? Read and match.

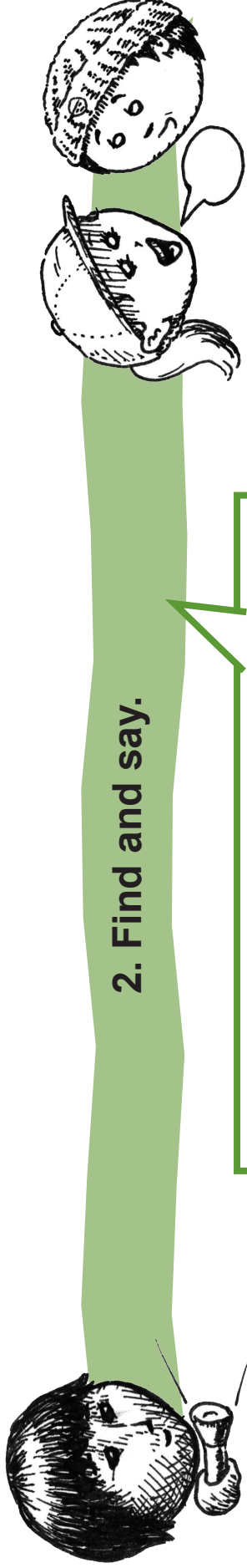


1. He likes playing hide and seek but he doesn't like playing alone.
2. He likes eating the right kind of food.
3. He likes sailing and doing puzzles.
4. She likes playing with her friends but she doesn't like fighting.
5. He likes saving for a rainy day.
6. He likes singing but he doesn't like working in the summer.
7. He likes eating all the goodies.
8. He likes wearing new clothes.
9. He likes sleeping.

Unit 7: Arthur and his family




Unit 7: Arthur and his family



2. Find and say.


Brother elf likes listening to music.





3. Can you remember? Follow the maze to find Arthur.

He likes flying kites.	He doesn't like dancing.	He doesn't like playing hide and seek.	He likes cooking.
He doesn't like climbing trees.	He doesn't like watching tv.	He likes working.	He doesn't like helping in the house.
He likes sailing.	He likes colouring.	He likes running.	He doesn't like reading books.
He doesn't like drawing.	He likes eating chocolate.	He doesn't like walking.	He likes jumping.



Here I am!

Unit 7: Arthur and his family



4. Circle the words and find the magic phrase.

What I like most is playing games with my family

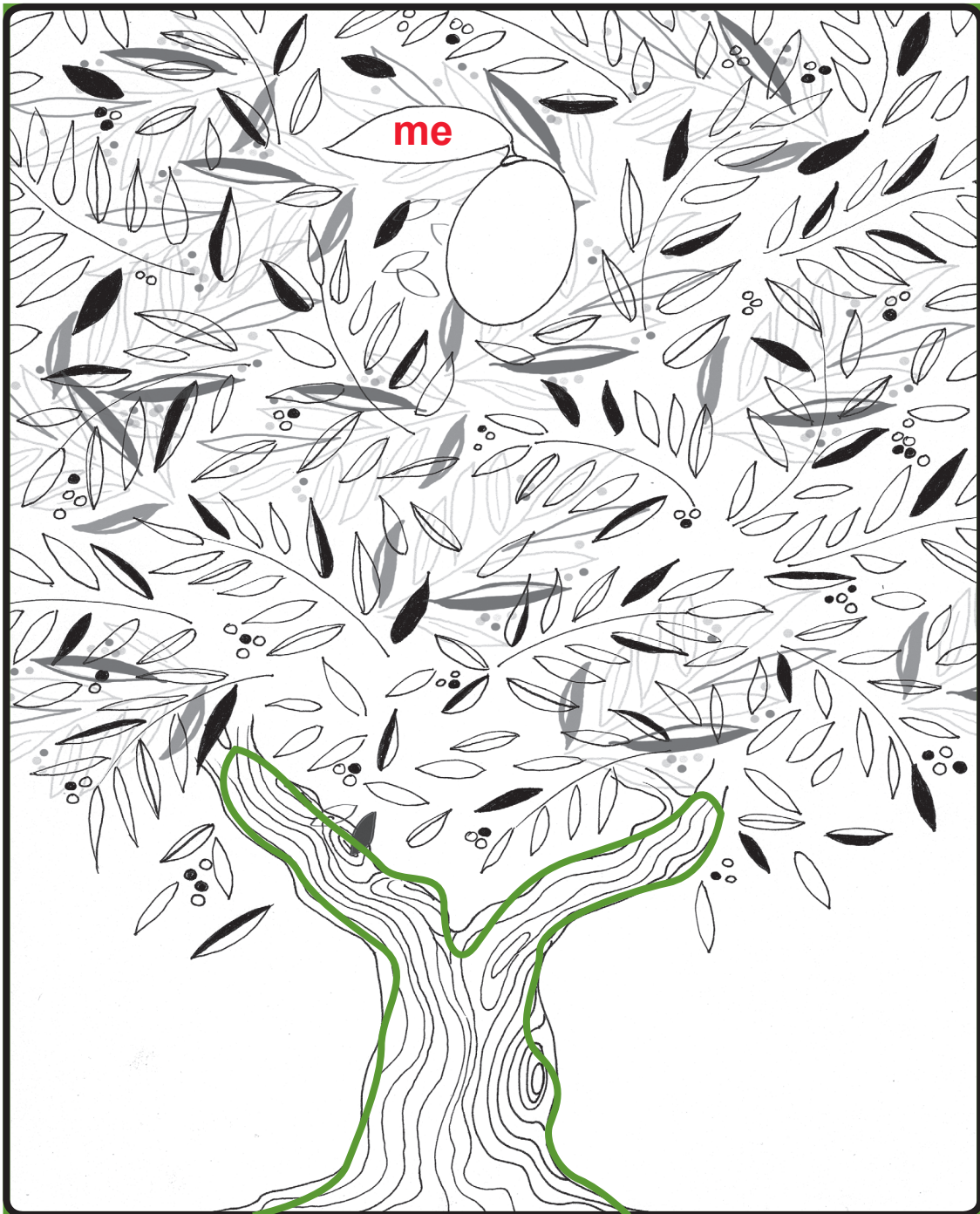
Create your own family photo.



You can find it on page 137/107.

Art time!

This is my family!
Stick the pictures on the tree.



Unit 7: Arthur and his family

Project



What do you like most?
Show it in a class poster.



Unit evaluation

How many stars for...?


The story



Songs and rhymes



Games / puzzles



Unit 7: Arthur and his family

Which are your favourite words and phrases?
Write and say.



.....

.....

.....

.....

.....

Unit 8

Daedalus and Icarus

Lesson 1: The palace of Minos

Unit 8: Daedalus and Icarus

1. Match the pictures with the phrases.



1. No one can escape from that huge maze.

2. Guards! Put them in prison right away!




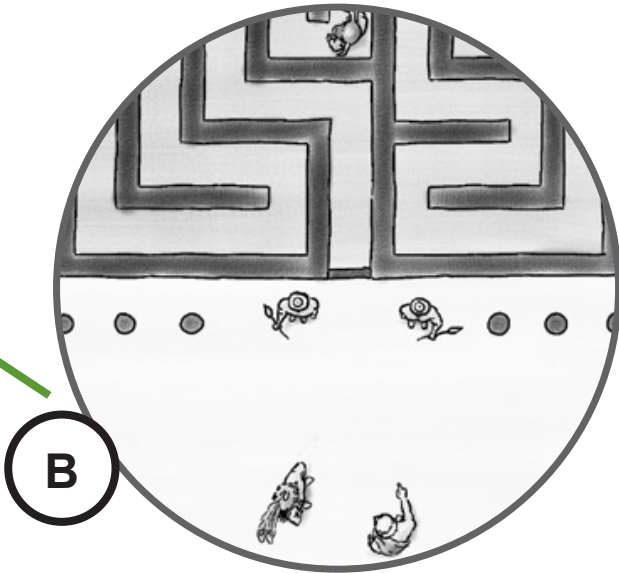


3. King Minos, your palace is ready.

4. He's got a bull's head and a man's body.

5. I can go back home with my son, Icarus.

6. Nice work, Daedalus. Thank you!


Unit 8: Daedalus and Icarus




Unit 8: Daedalus and Icarus





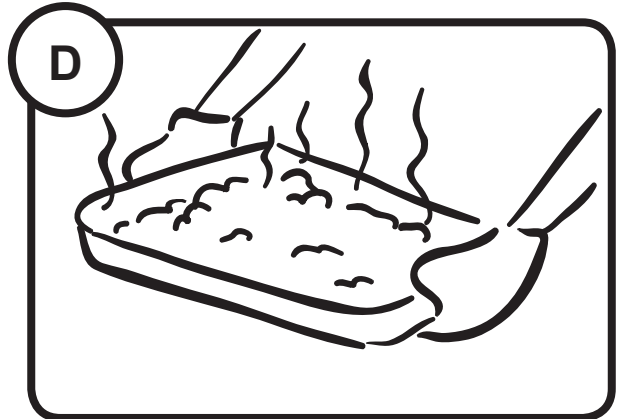

2. Safe or dangerous? Choose and write.




dangerous

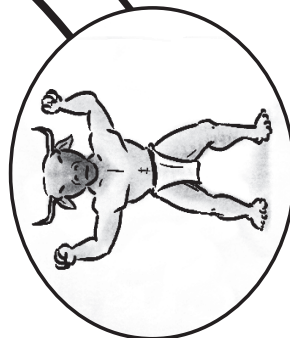

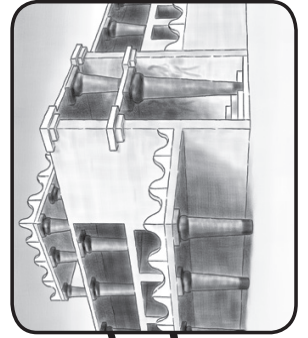




safe





3. Match and write.



Unit 8: Daedalus and Icarus



4. Choose and write.

Hello, I'm the **Minotaur** 1.





I'm a dangerous 2.

I've got a 's head 3.

and a man's 4.

I live in a huge 5.






Unit 8: Daedalus and Icarus

Lesson 2: In prison

1. Match the pictures with the phrases.



- ...can get away from here.
- ...a lot of feathers on the floor.
- ...a brilliant idea!
- ...can we do that?
- ~~...can have a palace like this.~~




King Minos is greedy. Nobody
can have a palace like this.
.....

We have to find a way to escape.



How

Look! We can escape through that window.




It's too high! Only birds

Unit 8: Daedalus and Icarus



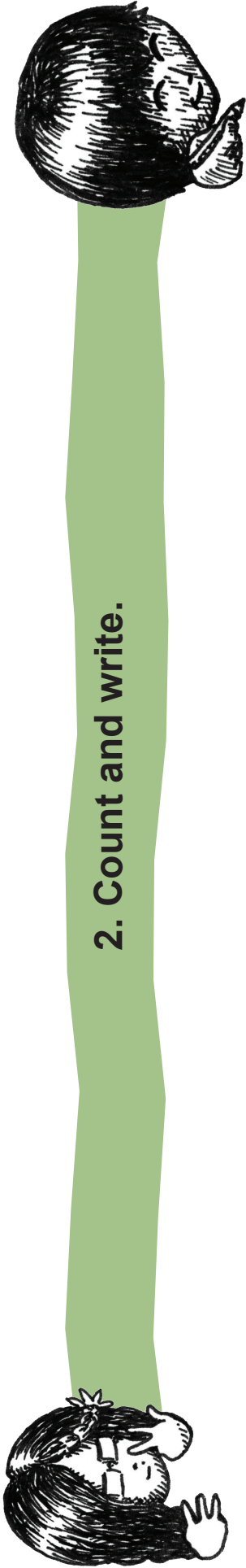
Let's make them.
We need some feathers.

There are

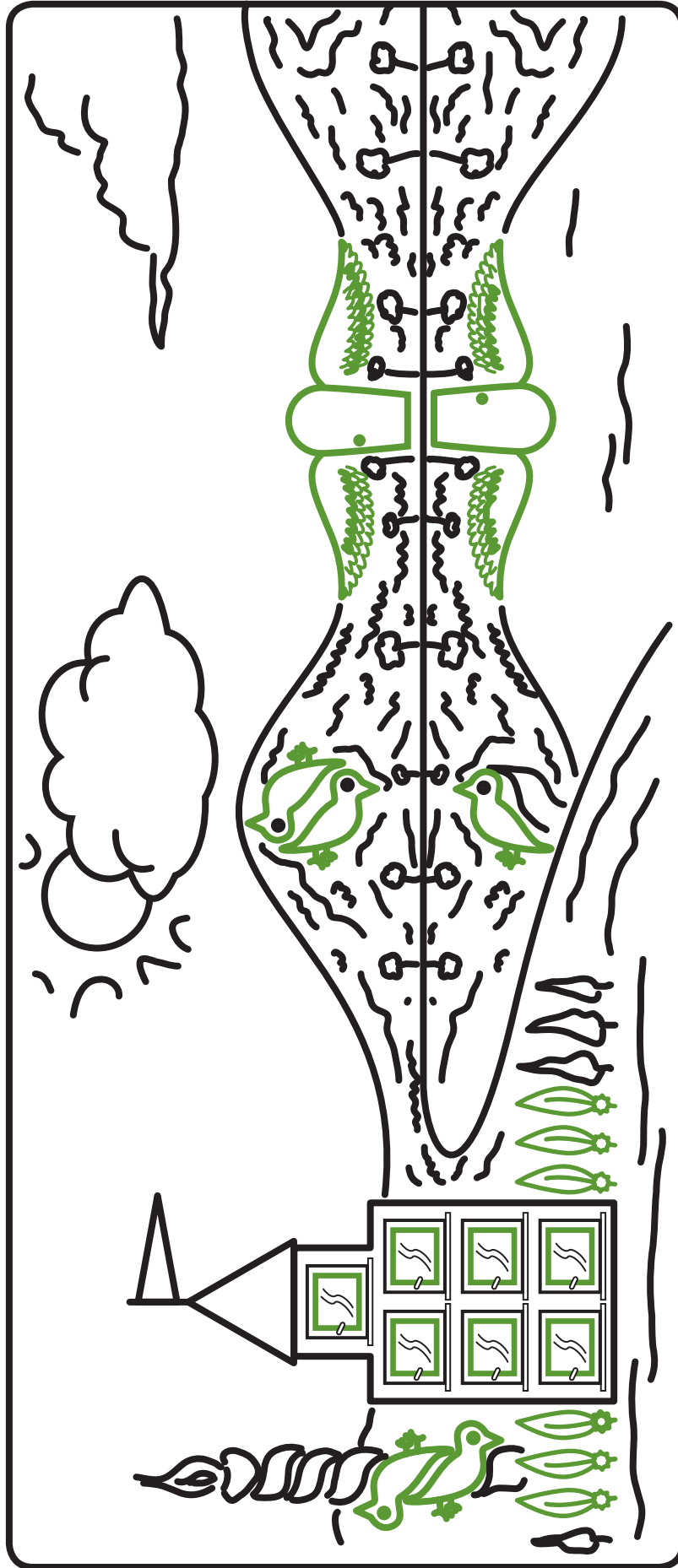


What about wax?

That's



2. Count and write.



four

two

fivesix

sevenwindows

Unit 8: Daedalus and Icarus



3. Circle the words.

f	q	e	w	r	p	r	e	s	t
l	i	j	l	h	n	t	o	r	e
y	s	q	a	t	e	l	q	e	s
t	t	k	w	n	e	z	w	s	c
l	i	r	v	b	d	q	h	g	a
q	c	w	m	f	i	n	d	m	p
u	k	c	k	v	q	k	c	t	e
u	a	r	b	p	w	r	i	q	w
s	c	l	i	m	b	o	w	y	e
e	e	u	q	z	l	e	a	v	e


~~climb~~, rest, find, use, leave, stick, escape, fly, need

Unit 8: Daedalus and Icarus

Unit 8: Daedalus and Icarus



4. Find and write.



This is a **palace** nice but we have to find a way to



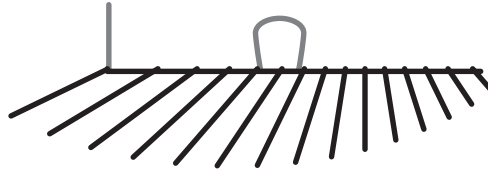
escape. We can escape through that




wax, wings, feathers, window, ~~palace~~, floor



We can fly. We need some There are a



lot of feathers on the



We need some to stick them together.



Good! Our are ready. Now, let's rest.

We'll fly early in the morning.

Lesson 3: Icarus in the sea

1. True or false?



1. The sun will melt the wax.

T F

2. Wow! Our wings are so small!

T F

3. Don't fly near the sun.

T F

4. The palace is huge.

T F

5. I'm flying like a bird.

T F

6. Be careful! You're getting close to the sea.

T F

Unit 8: Daedalus and Icarus

Unit 8: Daedalus and Icarus

2. Write the words.



Icarus is
f l y i n g .




He's f _ _ _ _ _
like a bird.



He's g _ _ _ _ _ close to
the sun.

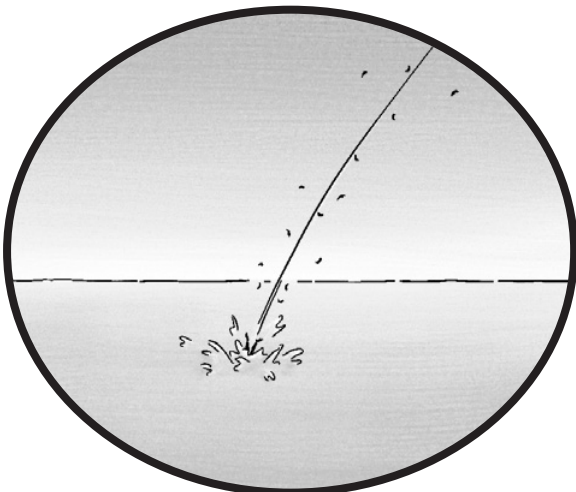
Unit 8: Daedalus and Icarus



The wax is m _____ .



Oh, no! He's
f _____ down.



He is f _____
into the sea.

Unit 8: Daedalus and Icarus



3. Do the crossword and find Daedalus' son.



1.



4.



2.



5.



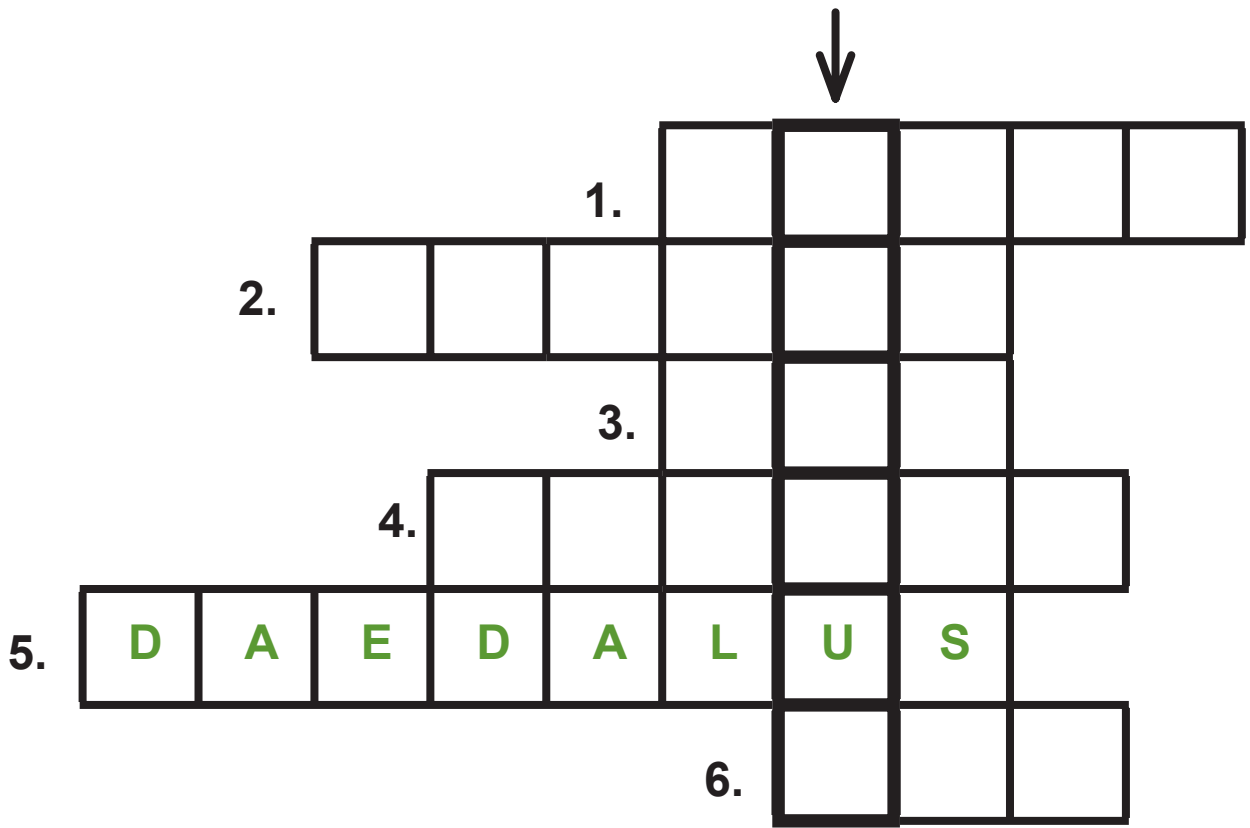
3.



6.

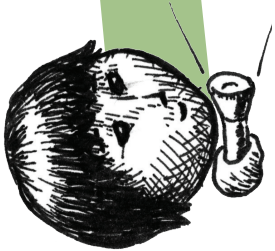


Unit 8: Daedalus and Icarus



..... u

Unit 8: Daedalus and Icarus



4. Can you find the magic phrase?

A	B	C	D	E	F	G	H	I	J	K	L	M
N	O	P	Q	R	S	T	U	V	W	X	Y	Z

Art time!

Make your own wings using different things.



Unit 8: Daedalus and Icarus

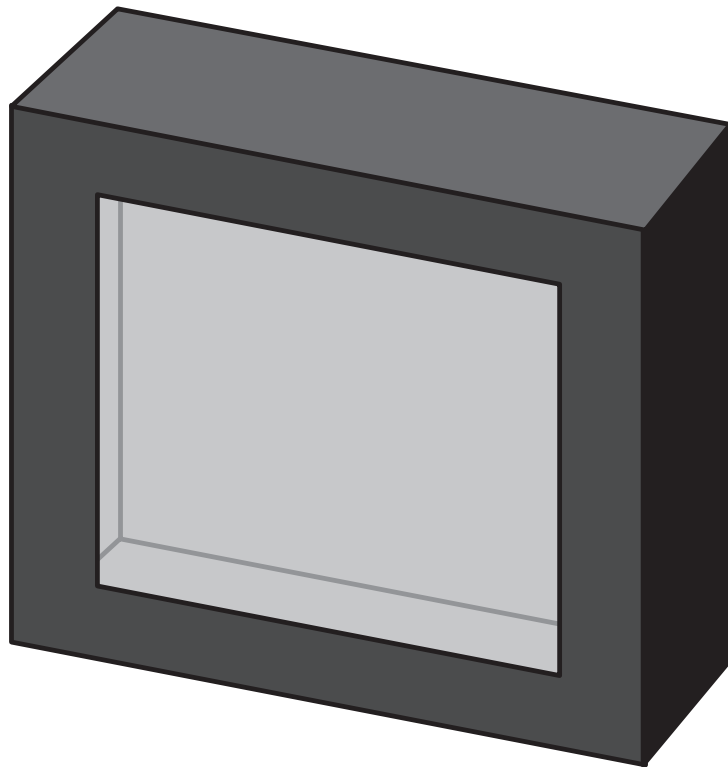
Project



Create your own theatre play.



You can find it on pages 133-143/103-112.



Unit evaluation

How many stars for...?


The story



Songs and rhymes



Games / puzzles



Unit 8: Daedalus and Icarus

Which are your favourite words and phrases?
Write and say.



.....

.....

.....

.....

.....


Unit 9

Planet Recyclon

Lesson 1: In the forest


Unit 9: Planet Recyclon

1. Look and write.




She's working
in the garden


.....




.....



.....



.....




.....



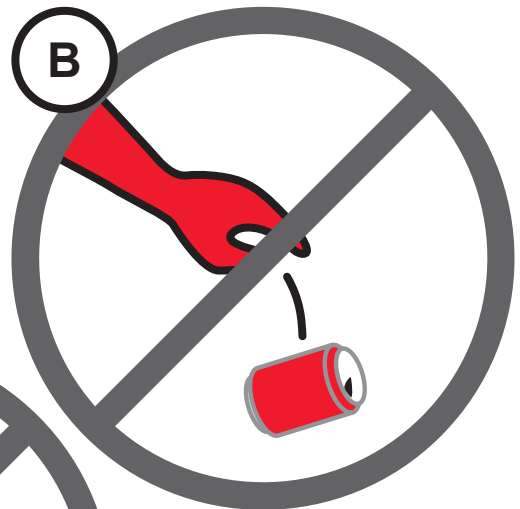


.....

2. Match and write.



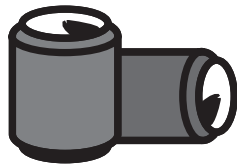
- Don't litter.
- Recycle.
- Don't cut down trees.
- Keep the forest clean.
- Don't waste water.




Unit 9: Planet Recyclon



3. Write the words and sing the song.



Recycle _____ ,




don't cut down _____ .



Save _____ , do it, please!



Help the _____ ,
keep it green.



Love the _____ ,
keep it clean!



Unit 9: Planet Recyclon

Unit 9: Planet Recyclon



4. Do the crossword and find the magic phrase.



A crossword puzzle grid with the following structure and clues:

- A.** Across 1: 6 cells, starting at column 5, row 2.
- B.** Down 1: 6 cells, starting at column 5, row 2.
- C.** Down 2: 3 cells, starting at column 2, row 3.
- D.** Down 3: 5 cells, starting at column 5, row 3.
- E.** Down 4: 4 cells, starting at column 8, row 3.
- F.** Across 2: 6 cells, starting at column 1, row 4.
- G.** Across 3: 4 cells, starting at column 6, row 4.
- H.** Across 4: 4 cells, starting at column 4, row 5.

Clues and letters already filled in the grid:


- Letter 'w' is in the 2nd cell of D.
- Letter 'a' is in the 4th cell of D.
- Letter 't' is in the 3rd cell of D.
- Letter 'e' is in the 4th cell of D.
- Letter 'r' is in the 2nd cell of H.

Clue numbers are shown in red in the original image.

1 2 3 4 t 5 6 7 8 9 10 11 12 13

Unit 9: Planet Recyclon

A.




B.



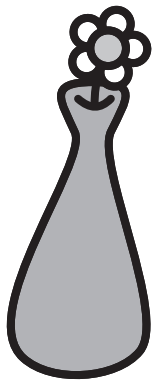
C.



D.




E.




F.



G.



H.




Lesson 2: The green planet


1. Put in order.




Why are you cutting down the trees?



What are they doing? Are they cutting down trees?




I'm hungry!
I've got no food
to eat. Where
are my bananas?



It's time for
lunch. I'm
hungry. Oh,
look! Bananas!








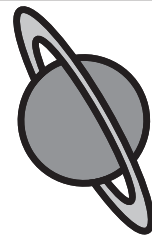
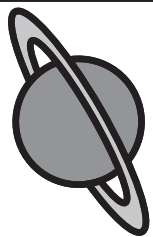











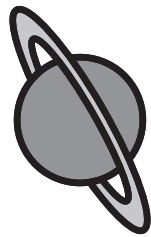


1. 2. 3. 4.

Unit 9: Planet Recyclon



2 Listen and go to...



Forest	School	Recyclon	Garden
			
			
			
			
			
start			

Unit 9: Planet Recyclon

Unit 9: Planet Recyclon



3. Are you green?

Do you...	1	2	3
1. ...recycle cans?			
2. ...waste water?			
3. ...recycle paper?			
4. ...litter?			
5. ...recycle glass?			
6. ...use paper bags?			

1 ALWAYS 2 SOMETIMES 3 NEVER

What's your score?

Look at the bottom of the page

- 9-12:** You are green! You love the Earth.
- 5-8:** You must try more! Help the Earth.
- 0-4:** You don't take care of the Earth. It's not right.

6. always = 2, sometimes = 1, never = 0
5. always = 2, sometimes = 1, never = 0
4. always = 0, sometimes = 0, never = 2
3. always = 2, sometimes = 1, never = 0
2. always = 0, sometimes = 1, never = 2
1. always = 2, sometimes = 1, never = 0

Score:

Unit 9: Planet Recyclon



4. Find the missing word.



litter, take care, hungry, ~~angry~~, recycle, cut down,

The planet is (1) **angry**

There is (2)

..... everywhere. We don't (3)

..... We (4) trees.

The animals have got no food.


They are (5)

We don't (6) of the Earth.

We must do something to change things.

Lesson 3: Help the planet

1. Match the phrases.



1. Don't waste glass bottles.

Give them to other children.

2. Don't use plastic bags.

Use them again.

3. Don't waste paper.

Keep planet Earth clean.

4. Don't waste old clothes.

Use it to write again.



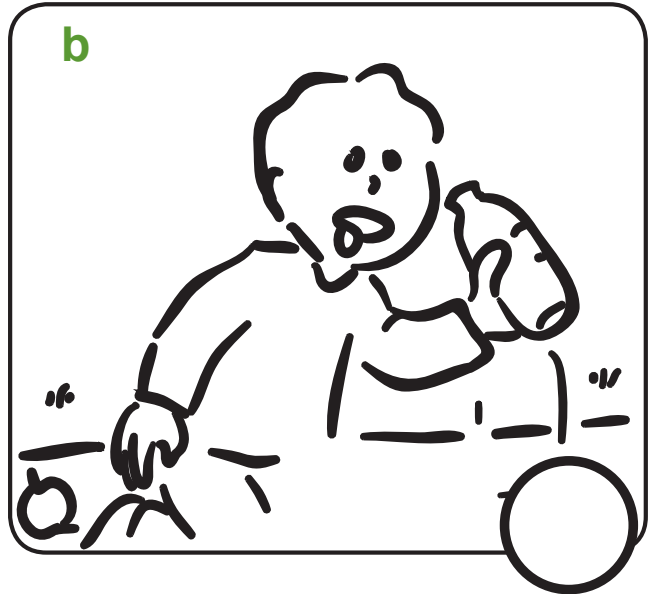
5. Don't litter.

Use paper bags.





Unit 9: Planet Recyclon



2. Listen and number the pictures.





Unit 9: Planet Recyclon



Unit 9: Planet Recyclon





3. Write and tell your friends.




It's GREEN to

clean up the forest.


It's GREEN to...



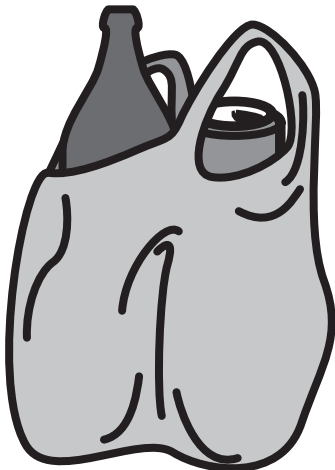
It's NOT GREEN to...



.....



.....



.....

Now you know. Tell your family and friends!

Unit 9: Planet Recyclon



4. Write an e-mail to Garth and Kendra.

Dear Garth and Kendra,

Things are changing here on Planet (1)

We are recycling (2)

glass and (3) We aren't wasting

(4) Dad wants to plant some

(5) and (6) in the

garden. Mum thinks it's a great idea!

We are all working together. It's great!

Come and see us!

Mark and Jenny

Art time!

Imagine that you visit a school on Planet Recyclon. What do you see?




Unit 9: Planet Recyclon

Project




Use recyclable things to create your own litter monster.



Unit evaluation

How many stars for...?


The story



Songs and rhymes




Games / puzzles



Unit 9: Planet Recyclon

Which are your favourite words and phrases?
Write and say.



.....

.....

.....

.....

.....

Unit 10

The magic island


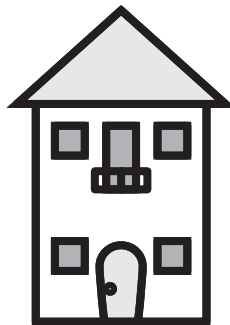

Lesson 1: Be kind

Unit 10: The magic island


1. Choose and match.



1. Which is the tallest?




2. Which is the shortest?




3. Which is the longest?



4. Which is the coldest?



5. Which is the slowest?



6. Which is the brightest?

Unit 10: The magic island

2. Colour what is polite.



B




A




C



E



D





3. Listen and write.



~~cool~~, kind, impolite, nice, right

It's not**cool**..... , it's not polite!

Calling names is

You know it isn't !

Be, be,

live in a world that you like!

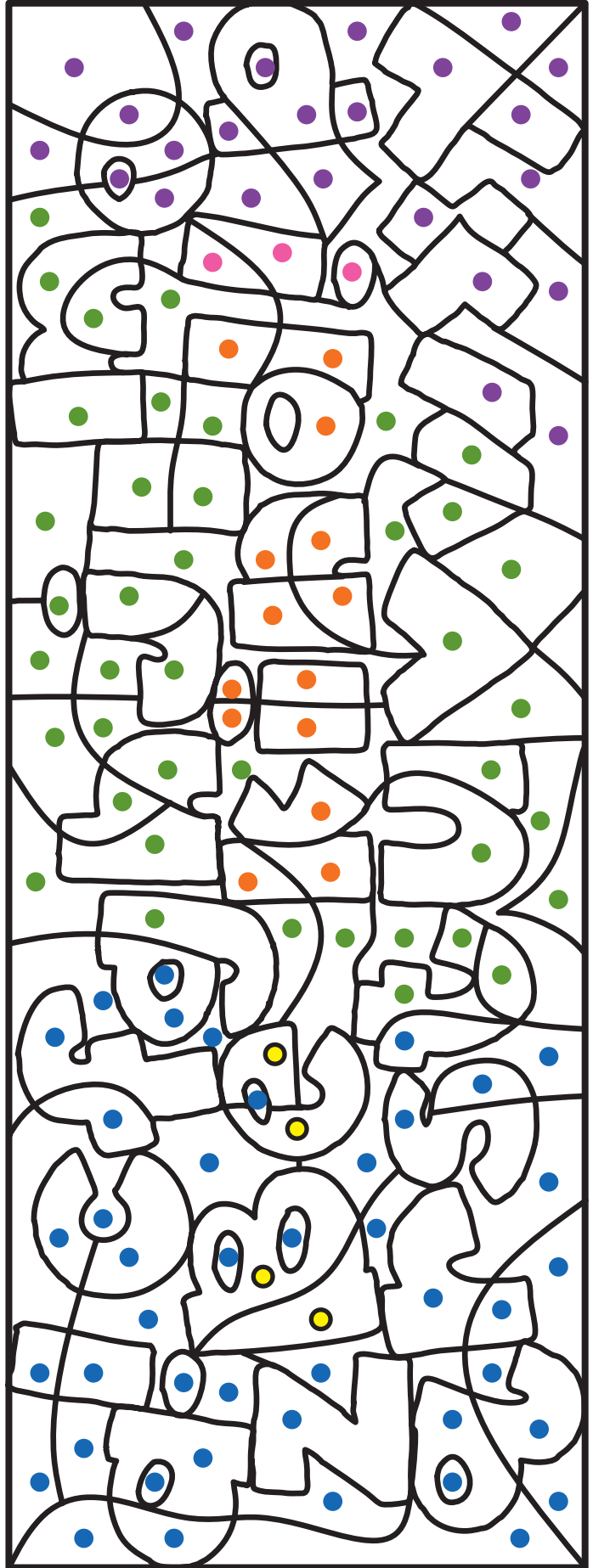


4. Colour and find the magic phrase.

● 1 = yellow
● 2 = purple

● 3 = orange
● 4 = blue

● 5 = pink
● 6 = green




Unit 10: The magic island

Lesson 2: Love for people



1. Match and say.




May I come in?

May I go out and play?




May I have some water?

May I have a paper bag, please?




May I take your pen?

D



E



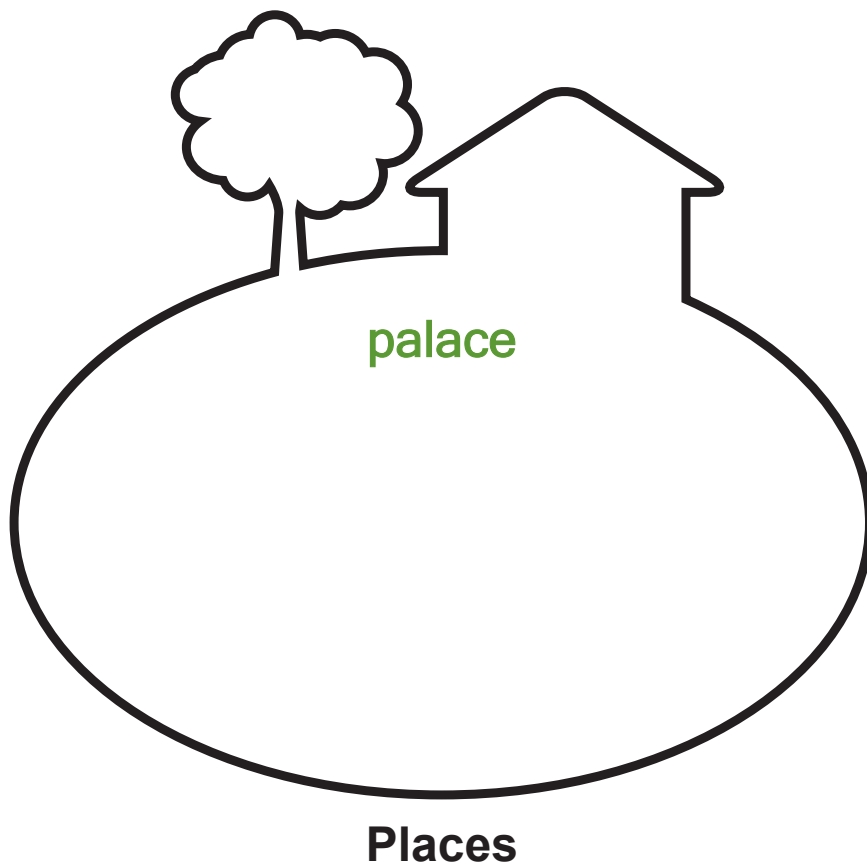
Unit 10: The magic island




2. Put the words in the correct groups.




~~palace~~, cans, shirt, plastic bags, suit, bottles, trousers, cellar, jacket, treehouse, socks, playing games, prison, playing basketball, glass, playing on the swings, paper, riding a bike, home, swimming






Recyclable



Clothes



Activities

Unit 10: The magic island




3. Circle the phrases.

like a bird she's cooking a meal time for lunch don't be late join us you're welcome that's a brilliant idea don't worry I'm flying

time for lunch don't be late join us you're welcome
that's a brilliant idea don't worry I'm flying like a bird
she's cooking a meal

4. Colour the dots and find the magic word.



Lesson 3: Magic Gameland!

1. Can you remember?

Match the questions with the answers.



1. Where's the magic stone in Kelly's garden?

Harry, the hare.

2. What's the colour of the bathroom in Puff's house?

Icarus.

3. Who's got the pencil and rubber in the animal school?

It's in the grass.

4. What does Arthur like most?

It's green.


5. Who's getting close to the sun?

Spending time with his family.


2. Can you remember? Read and write.



Everybody can do something but together
we can do everything!




Easel, the weasel, is running. His tummy is empty but ...



Winter is cold, Spring is warm.

Unit 10: The magic island



It's cool to be different, everybody

.....



Too long, too short, too dark, too bright,

.....

People are laughing and I can do nothing.

.....



Icarus, be careful. You are

.....



Keep the planet clean!

.....

Work together and

.....



It's not cool, it's not right.

.....

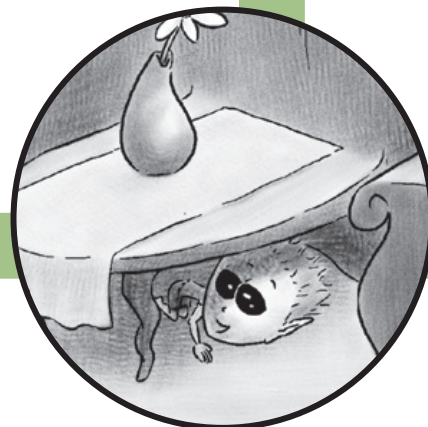

Unit 10: The magic island








3. Follow the maze and say the magic phrases.



magic book
2



Monday, Tuesday, Wednesday,
Thursday, Friday, Saturday, Sunday



WHAT MAKES YOU HAPPY?
FIND THE MAGIC WORD AND COME IN!

Unit 10: The magic island



4. Write the correct answers and find the magic phrase.

- 1. What's in the box in Kelly's garden?**
- 2. What's the parrot's name on Captain Cook's ship?**
- 3. What's the treasure?**
- 4. What's the colour of the door in Mr Ant's house?**
- 5. Which animal is the fastest in the animal school?**
- 6. Where does Arthur's grandfather listen to music?**
- 7. How many people from Planet Recyclon can you spot in Lesson 2?**
- 8. Who's wearing a jacket in the magic book 2?**
- 9. What do Daedalus and Icarus use to make their wings?**
- 10. What does Easel, the weasel, eat on Monday and Tuesday?**

Unit 10: The magic island

1. A 13 and a 15

1

2. S m a r t y .
7

3. 3 12

4. 4

5. 9

6. 6 14

7. 8

8. 5, _____

and _____
10

9. 2 and _____
11

10. _____
16

1 2 3 4 5

6 r 7 8 9 10 11 12 13 14 15 16 !

Unit 10: The magic island

Art time!


**Think of your best friend and
draw the feeling of friendship.**



Project



The best things in life are not things. Create a poster to show what's good in your life.



Unit 10: The magic island

Unit evaluation

How many stars for...?


The story



Songs and rhymes



Games / puzzles



Which are your favourite words and phrases?
Write and say.




.....

.....

.....

.....

.....

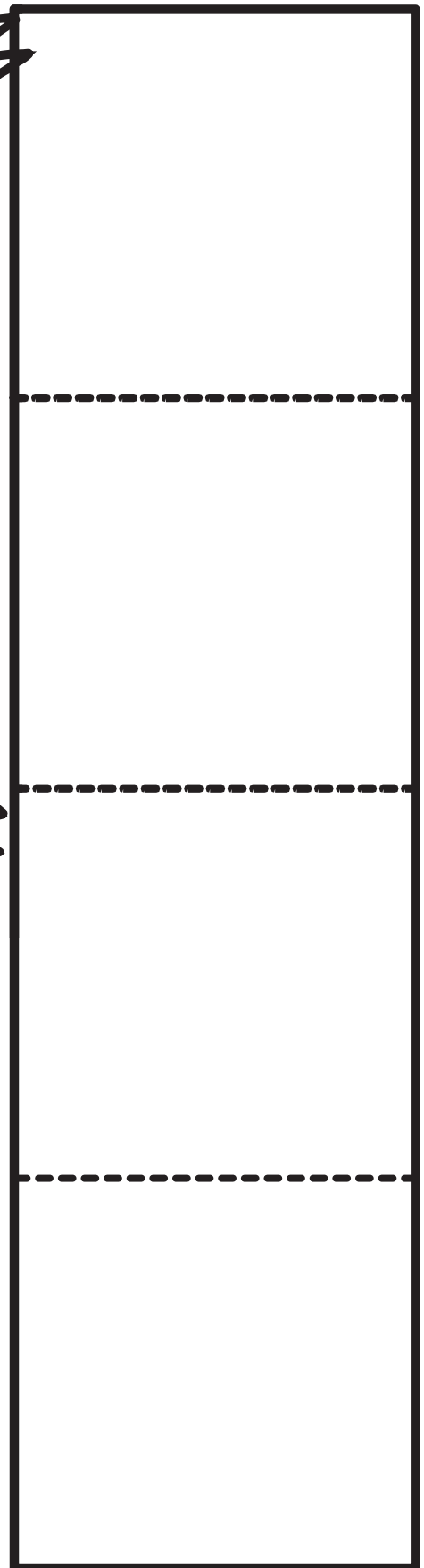


dragon
(unit 2)

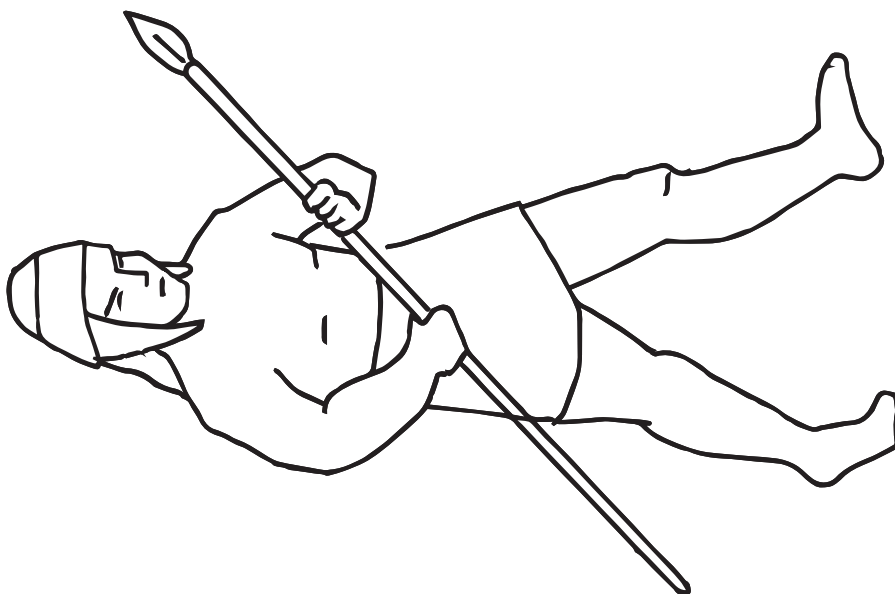
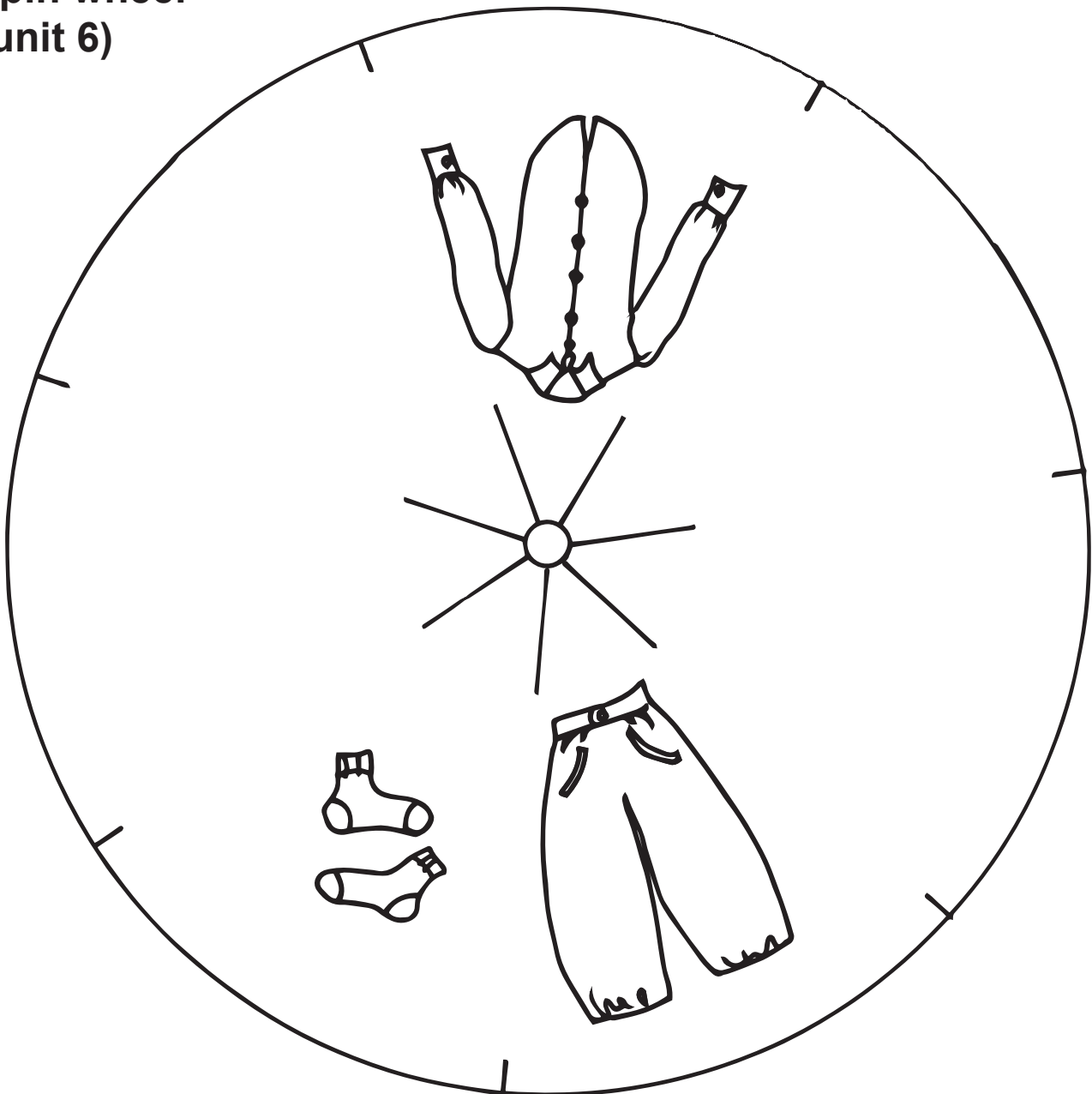
theatre play (unit 8)
wings for Daedalus
king Minos



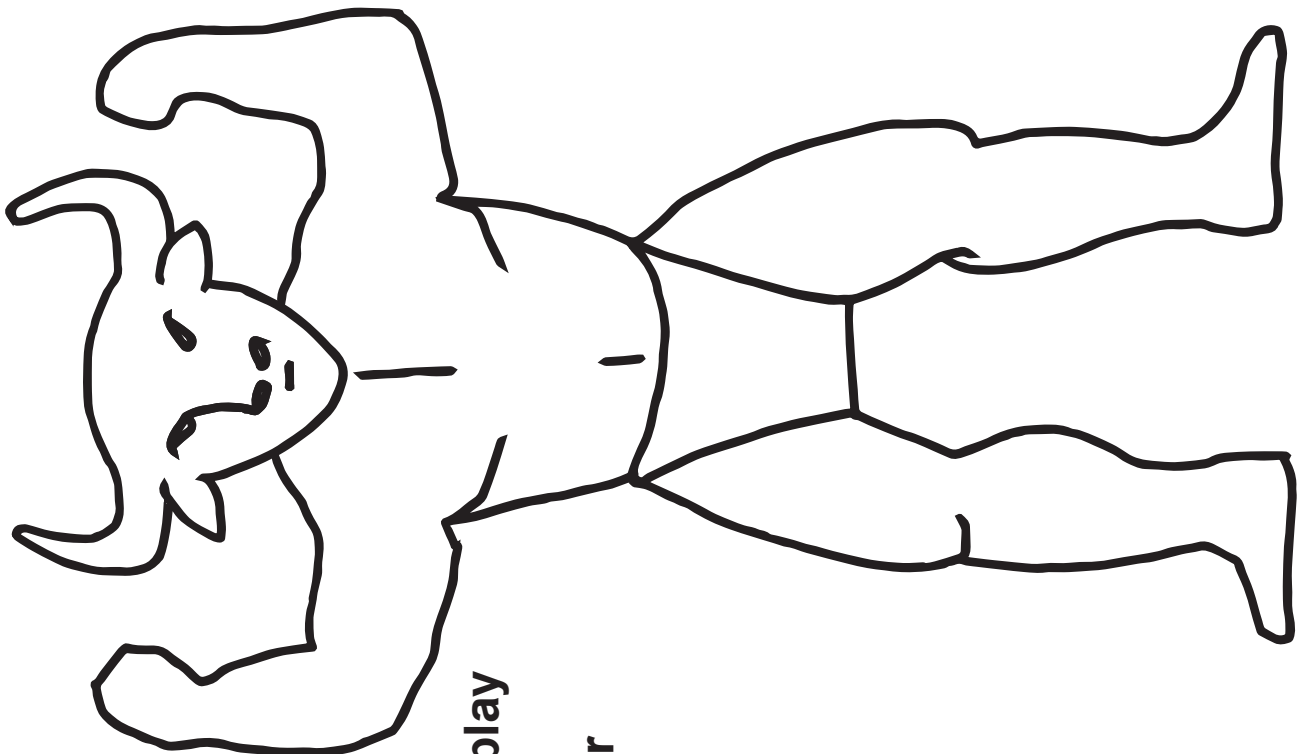
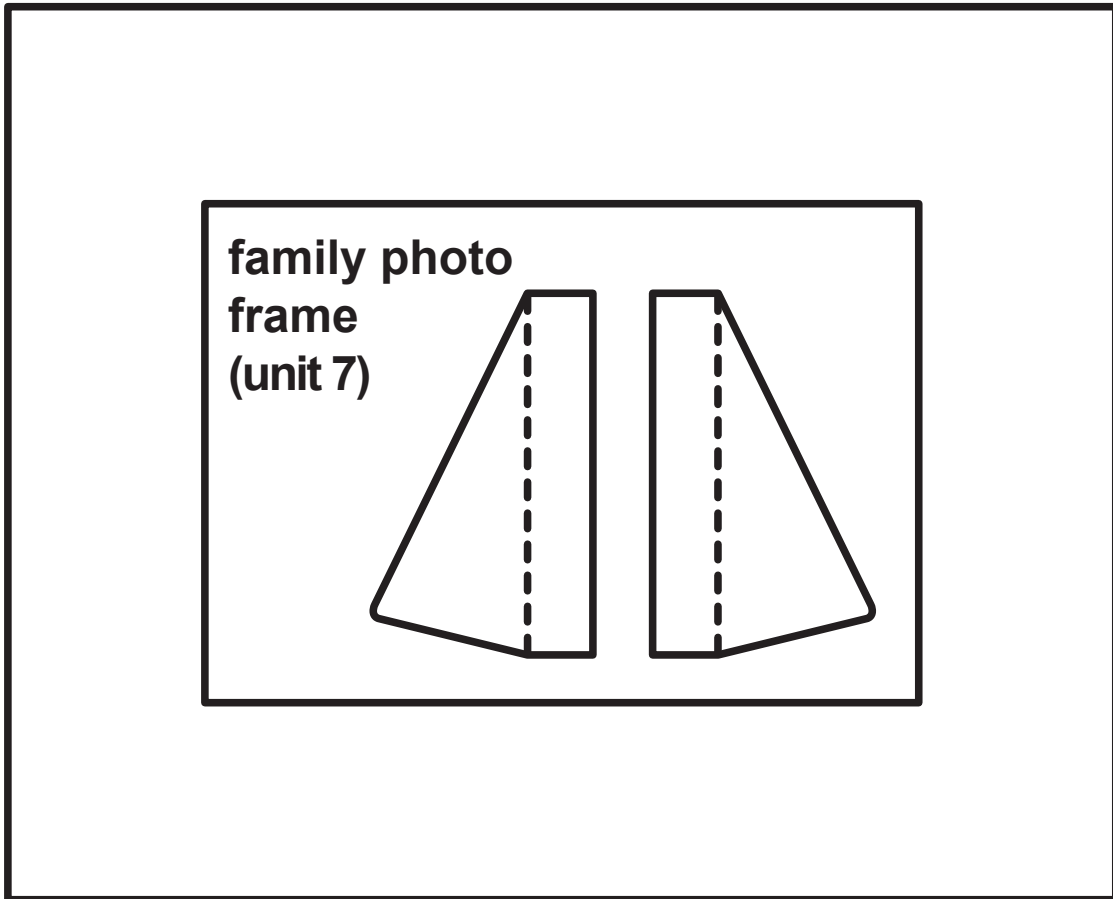
season
book
(unit 3)



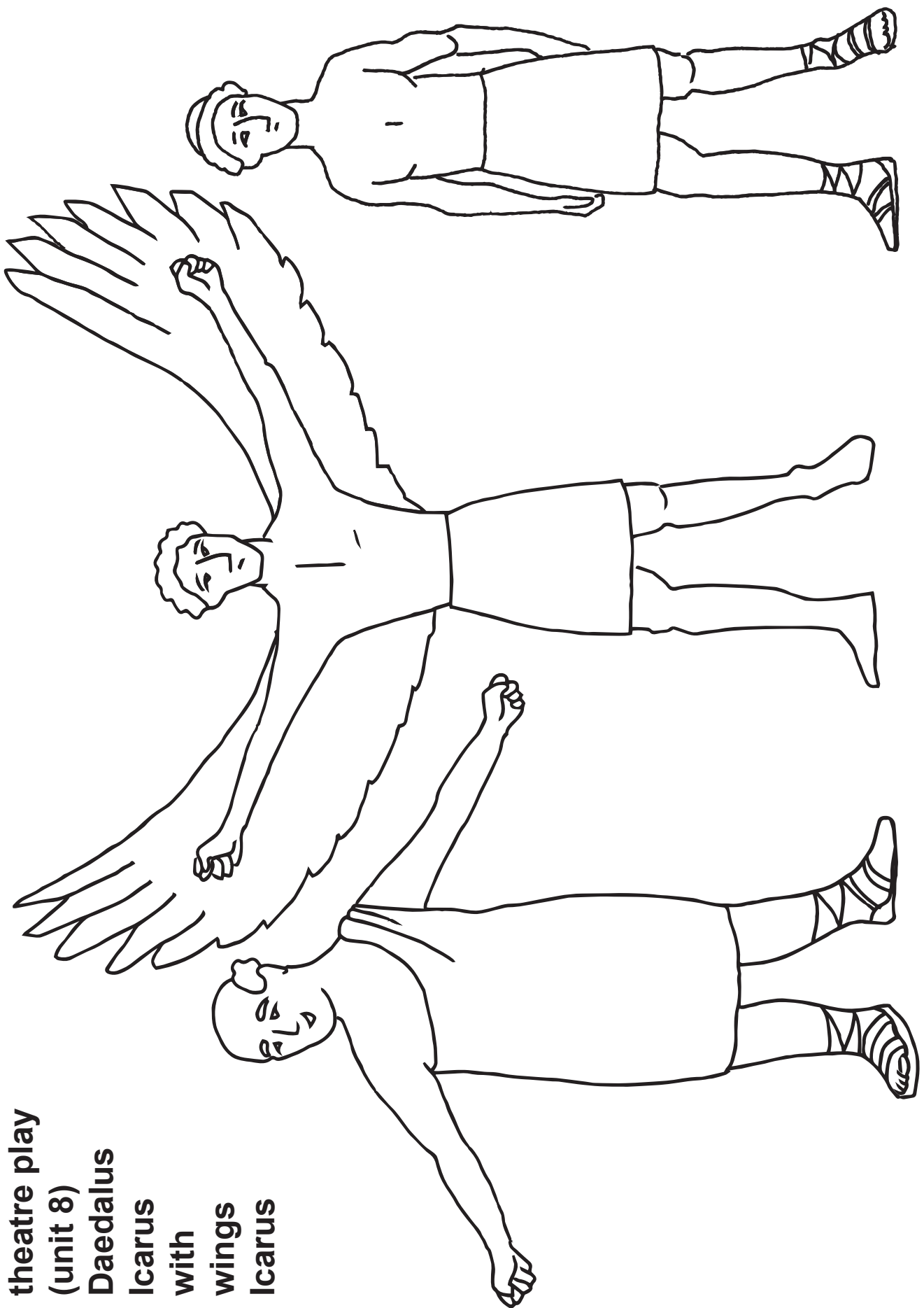
spin wheel
(unit 6)




theatre play
(unit 8)
guard



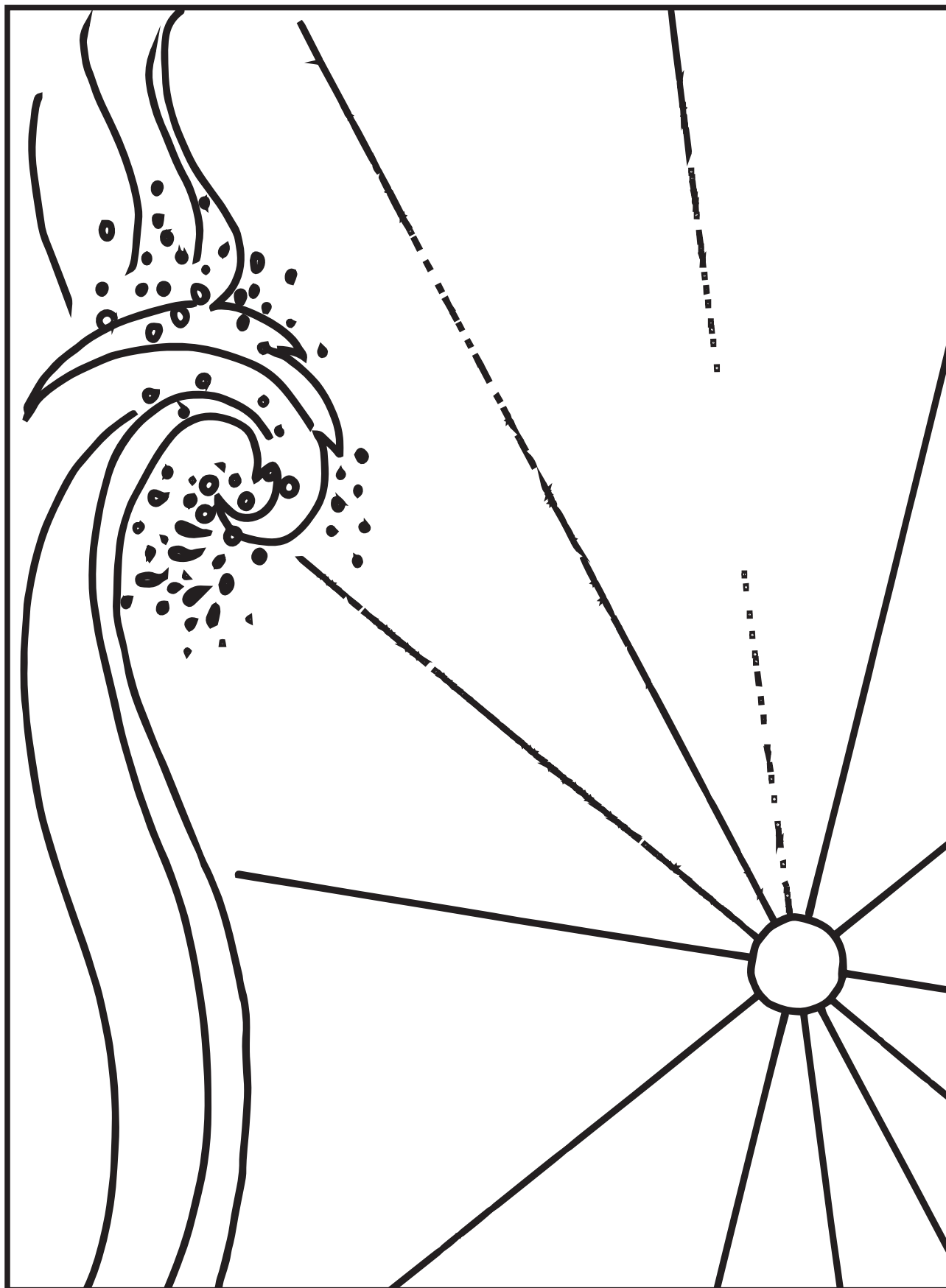
theatre play
(unit 8)
Minotaur



theatre play
(unit 8)
Daedalus
Icarus
with
wings
Icarus



theatre play (unit 8) palace



theatre play (unit 8) sea

Table of Contents

Volume 3

5 Unit 6: THE EMPEROR'S NEW CLOTHES

- 5 Lesson 1: Nothing looks right**
- 14 Lesson 2: The emperor's special suit**
- 19 Lesson 3: At the festival**

29 Unit 7: ARTHUR AND HIS FAMILY

- 29 Lesson 1: Play with me**
- 38 Lesson 2: We can't find Arthur!**
- 46 Lesson 3: My favourite place**

55 Unit 8: DAEDALUS AND ICARUS

- 55 Lesson 1: The palace of Minos**
- 62 Lesson 2: In prison**
- 70 Lesson 3: Icarus in the sea**

81 Unit 9: PLANET RECYCLON

81 Lesson 1: In the forest

88 Lesson 2: The green planet

95 Lesson 3: Help the planet

105 Unit 10: THE MAGIC ISLAND

105 Lesson 1: Be kind

112 Lesson 2: Love for people

118 Lesson 3: Magic Gameland!

131 CUT - OUTS

Βάσει του ν. 3966/2011 τα διδακτικά βιβλία του Δημοτικού, του Γυμνασίου, του Λυκείου, των ΕΠΑ.Λ. και των ΕΠΑ.Σ. τυπώνονται από το ΙΤΥΕ - ΔΙΟΦΑΝΤΟΣ και διανέμονται δωρεάν στα Δημόσια Σχολεία. Τα βιβλία μπορεί να διατίθενται προς πώληση, όταν φέρουν στη δεξιά κάτω γωνία του εμπροσθόφυλλου ένδειξη «ΔΙΑΤΙΘΕΤΑΙ ΜΕ ΤΙΜΗ ΠΩΛΗΣΗΣ». Κάθε αντίτυπο που διατίθεται προς πώληση και δεν φέρει την παραπάνω ένδειξη θεωρείται κλεψίτυπο και ο παραβάτης διώκεται σύμφωνα με τις διατάξεις του άρθρου 7 του νόμου 1129 της 15/21 Μαρτίου 1946 (ΦΕΚ 1946,108, Α').

Απαγορεύεται η αναπαραγωγή οποιουδήποτε τμήματος αυτού του βιβλίου, που καλύπτεται από δικαιώματα (copyright), ή η χρήση του σε οποιαδήποτε μορφή, χωρίς τη γραπτή άδεια του Υπουργείου Παιδείας, Έρευνας και Θρησκευμάτων / ΙΤΥΕ - ΔΙΟΦΑΝΤΟΣ.