


MAGIC BOOK

1

ACTIVITY BOOK

Volume 2



Το έντυπο αυτό δημιουργήθηκε στο πλαίσιο της Πράξης: «Νέες Πολιτικές Ξενόγλωσσης Εκπαίδευσης στο Σχολείο: Η Εκμάθηση της Αγγλικής στην Πρώιμη Παιδική Ηλικία» που υλοποιείται από το Εθνικό και Καποδιστριακό Πανεπιστήμιο Αθηνών, με ιδρυματική υπεύθυνη την καθηγήτρια Β. Δενδρινού, μέσω του Επιχειρησιακού Προγράμματος «Εκπαίδευση και Δια Βίου Μάθηση» και συγχρηματοδοτείται από την Ευρωπαϊκή Ένωση (Ευρωπαϊκό Κοινωνικό Ταμείο, Ε.Κ.Τ.) και από Εθνικούς Πόρους.

Ειδικότερα:

1. Για την κατηγορία πράξης «Εφαρμογή ξενόγλωσσων προγραμμάτων σπουδών στην Πρωτοβάθμια & Δευτεροβάθμια εκπαίδευση», με κωδικό: 01.72.11.04, για την πράξη «Νέες Πολιτικές Ξενόγλωσσης Εκπαίδευσης στο Σχολείο: Η εκμάθηση της Αγγλικής σε Πρώιμη Παιδική Ηλικία – ΑΠ1», Κωδικός MIS 299506, η οποία εντάσσεται και χρηματοδοτείται στο πλαίσιο του Άξονα Προτεραιότητας 1: «Αναβάθμιση της ποιότητας της εκπαίδευσης και προώθηση της κοινωνικής ενσωμάτωσης στις 8 Περιφέρειες Σύγκλισης (ΑΝΑΤΟΛΙΚΗ ΜΑΚΕΔΟΝΙΑ – ΘΡΑΚΗ / ΘΕΣΣΑΛΙΑ / ΗΠΕΙΡΟΣ / ΙΟΝΙΑ ΝΗΣΙΑ / ΔΥΤΙΚΗ ΕΛΛΑΔΑ / ΠΕΛΟΠΟΝΝΗΣΟΣ / ΒΟΡΕΙΟ ΑΙΓΑΙΟ / ΚΡΗΤΗ)»

2. Για την κατηγορία πράξης «Εφαρμογή ξενόγλωσσων προγραμμάτων σπουδών στην Πρωτοβάθμια & Δευτεροβάθμια εκπαίδευση», με κωδικό: 02.72.11.04, για την πράξη «Νέες Πολιτικές Ξενόγλωσσης Εκπαίδευσης στο Σχολείο: Η εκμάθηση της Αγγλικής σε Πρώιμη Παιδική Ηλικία – ΑΠ2» Κωδικός MIS 299512, η οποία εντάσσεται και χρηματοδοτείται στο πλαίσιο του Άξονα Προτεραιότητας 2: «Αναβάθμιση της ποιότητας της εκπαίδευσης και προώθηση της κοινωνικής ενσωμάτωσης στις 3 Περιφέρειες Σταδιακής Εξόδου (ΚΕΝΤΡΙΚΗ ΜΑΚΕΔΟΝΙΑ / ΔΥΤΙΚΗ ΜΑΚΕΔΟΝΙΑ / ΑΤΤΙΚΗ)»
3. Για την κατηγορία πράξης «Εφαρμογή ξενόγλωσσων προγραμμάτων σπουδών στην Πρωτοβάθμια & Δευτεροβάθμια εκπαίδευση», με κωδικό: 03.72.11.04, για την πράξη «Νέες Πολιτικές Ξενόγλωσσης Εκπαίδευσης στο Σχολείο: Η εκμάθηση της Αγγλικής σε Πρώιμη Παιδική Ηλικία – ΑΠ3» Κωδικός MIS 299514, η οποία εντάσσεται και χρηματοδοτείται στο πλαίσιο του Άξονα Προτεραιότητας 3: «Αναβάθμιση της ποιότητας της εκπαίδευσης και προώθηση της κοινωνικής ενσωμάτωσης στις 2 Περιφέρειες Σταδιακής Εισόδου (ΣΤΕΡΕΑ ΕΛΛΑΔΑ / ΝΟΤΙΟ ΑΙΓΑΙΟ)»



ΕΛΛΗΝΙΚΗ ΔΗΜΟΚΡΑΤΙΑ
Εθνικό και Καποδιστριακό
Πανεπιστήμιο Αθηνών



Ευρωπαϊκή Ένωση
Ευρωπαϊκό Κοινωνικό Ταμείο



ΕΠΙΧΕΙΡΗΣΙΑΚΟ ΠΡΟΓΡΑΜΜΑ
ΕΚΠΑΙΔΕΥΣΗ ΚΑΙ ΔΙΑ ΒΙΟΥ ΜΑΘΗΣΗ
επένδυση στην κοινωνία της γνώσης

ΥΠΟΥΡΓΕΙΟ ΠΑΙΔΕΙΑΣ ΚΑΙ ΘΡΗΣΚΕΥΜΑΤΩΝ
ΕΙΔΙΚΗ ΥΠΗΡΕΣΙΑ ΔΙΑΧΕΙΡΙΣΗΣ

Με τη συγχρηματοδότηση της Ελλάδας και της Ευρωπαϊκής Ένωσης




ΕΣΠΑ
2007-2013
πρόγραμμα για την ανάπτυξη
ΕΥΡΩΠΑΪΚΟ ΚΟΙΝΩΝΙΚΟ ΤΑΜΕΙΟ

Η αξιολόγηση, η κρίση των προσαρμογών και η επιστημονική επιμέλεια του προσαρμοσμένου βιβλίου πραγματοποιείται από τη Μονάδα Ειδικής Αγωγής του Ινστιτούτου Εκπαιδευτικής Πολιτικής.

Η προσαρμογή του βιβλίου για μαθητές με μειωμένη όραση από το ΙΤΥΕ – ΔΙΟΦΑΝΤΟΣ πραγματοποιείται με βάση τις προδιαγραφές που έχουν αναπτυχθεί από ειδικούς εμπειρογνώμονες για το ΙΕΠ.

ΠΡΟΣΑΡΜΟΓΗ ΤΟΥ ΒΙΒΛΙΟΥ
ΓΙΑ ΜΑΘΗΤΕΣ ΜΕ ΜΕΙΩΜΕΝΗ ΟΡΑΣΗ

ΙΤΥΕ - ΔΙΟΦΑΝΤΟΣ



Επιστημονική Υπεύθυνη Έργου:

Βασιλική Δενδρινού

Επιστημονική Επιμέλεια και Συντονισμός Συγγραφής Εγχειριδίου:

Θωμαή Αλεξίου & Μαρίνα Ματθαιουδάκη

Συγγραφική Ομάδα:

Θωμαή Αλεξίου & Μαρίνα Ματθαιουδάκη

Μέλη Δ.Ε.Π., Τμήμα Αγγλικής Γλώσσας και Φιλολογίας, Α.Π.Θ.

Ιωάννα Ζιάκα

Θωμάς Ζαπουνίδης

Κατερίνα Καϊκτσή

Βάνα Κουταλακίδου

Χρύσα Λασκαρίδου

Νίκος Τσιαδήμος

Εκπαιδευτικοί ΠΕ06, 3ου Δημοτικού Σχολείου Ευόσμου, Πρότυπου Πειραματικού Σχολείου Τμήματος Αγγλικής Γλώσσας και Φιλολογίας, Α.Π.Θ.

Συνεργάτες δημιουργίας υλικού:

Catherine Moss

Lisa Murray

Σκιτσογράφος - Γραφίστας:

Αλέξανδρος Ταγαρίδης

Μουσική επιμέλεια:

Βασιλική Κωνσταντίνου

Διόρθωση κειμένων:

James Milton

Catherine Moss

Γραμματειακή υποστήριξη:

Mona Siksek

Ηχολήπτης/studio:

Polytrophon (Αθανάσιος Καζαντζής)

Μουσικοί:

Σπυρίδων Φιλιππίδης

Κλασική κιθάρα, ηλεκτρική κιθάρα, ηλεκτρικό μπάσο

Παναγιώτης - Εντβιν Παναγιώτου

Φλάουτο

Σωτήρης Παπαδόπουλος

Βιολί

Δημήτρης Θωμάς

Τύμπανα

Κωνσταντίνος Παπαγιαννίδης

Ούτι, μαντολίνο, λαούτο

Φυσικοί Ομιλητές στα Ηχητικά Αρχεία:

Edgar Joycey

Chrissie Taylor

Anril Kokordatos

Nicholas Theodoridis

Μαίρη Μικάλεφ

Κατερίνα Μαράζι

Ηλέκτρα Νάνου

Παιδικές φωνές:

Αθηνά Θεμελιώτου

Θόδωρος Θεμελιώτης

Παναγιώτης Νικολαΐδης

Σίσσυ Νικολαΐδου

Ηλίας Ουζούνης

Άννα-Μαρία Χατζοπούλου

ISBN: 978-960-06-4556-9



Lesson 1: A school in the forest

Unit 1: In the Fairytale Forest

1. Match the pictures with the words.



A




B



FAIRY TALES

C

Unit 1: In the Fairytale Forest




school

board

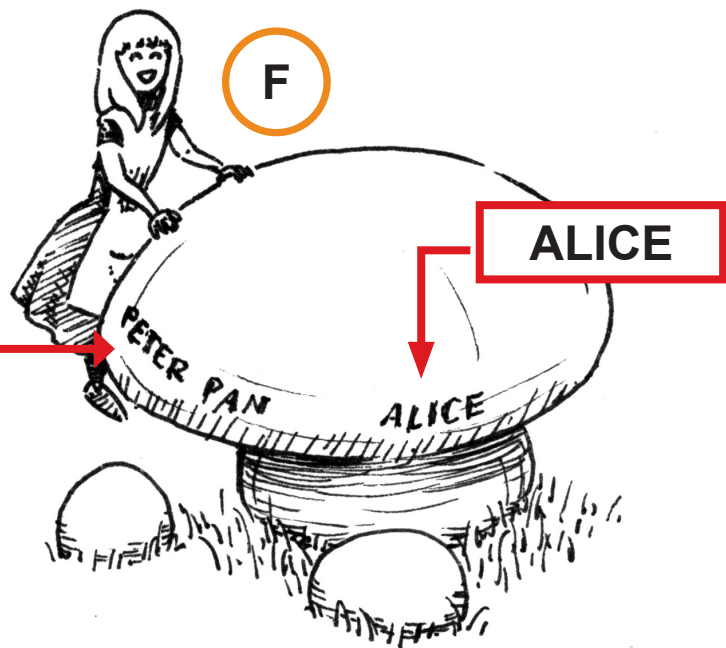
teacher

desk



book

forest



PETER PAN

ALICE

2. Colour Miss Butterfly.



green



red




pink

green



green

Unit 1: In the Fairytale Forest




Unit 1: In the Fairytale Forest


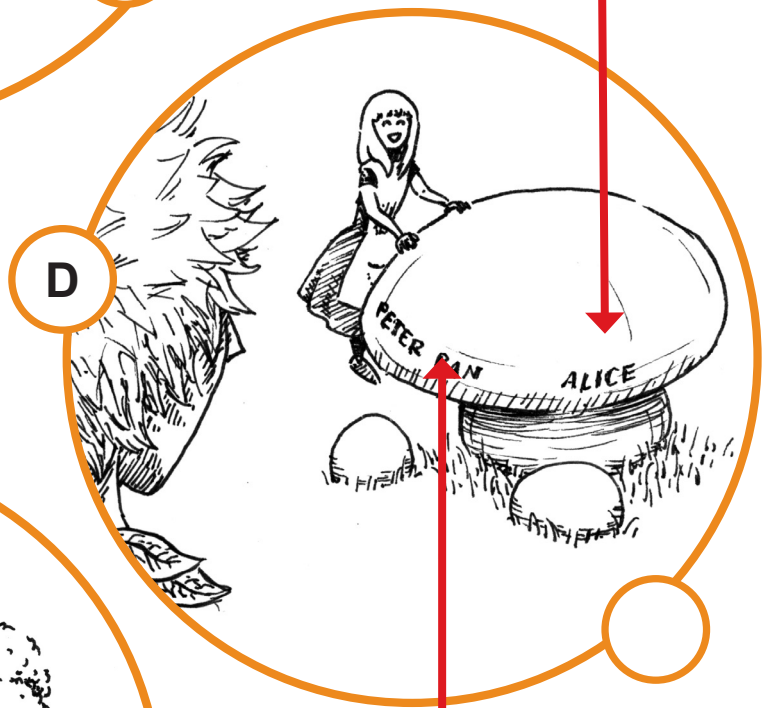

Lesson 1: A school in the forest



3. Listen and number the pictures.



Unit 1: In the Fairytale Forest



ALICE

PETER PAN

Unit 1: In the Fairytale Forest



4. Circle the phrases.



Hello, Peter How are you? I'm fine, thank you. Welcome to the fairytale forest. It's a magic book.

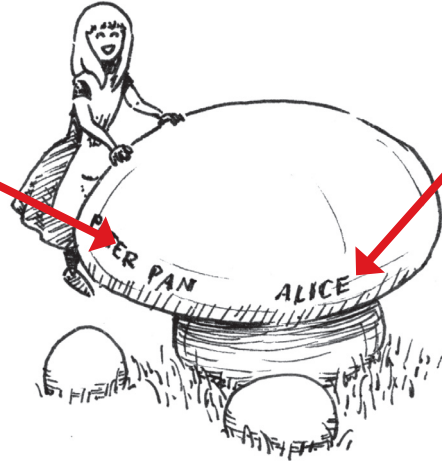


5. Join the dots.

PETER PAN

ALICE

desk



1

teacher



2


forest



3


Unit 1: In the Fairytale Forest

board




4

book



5

school

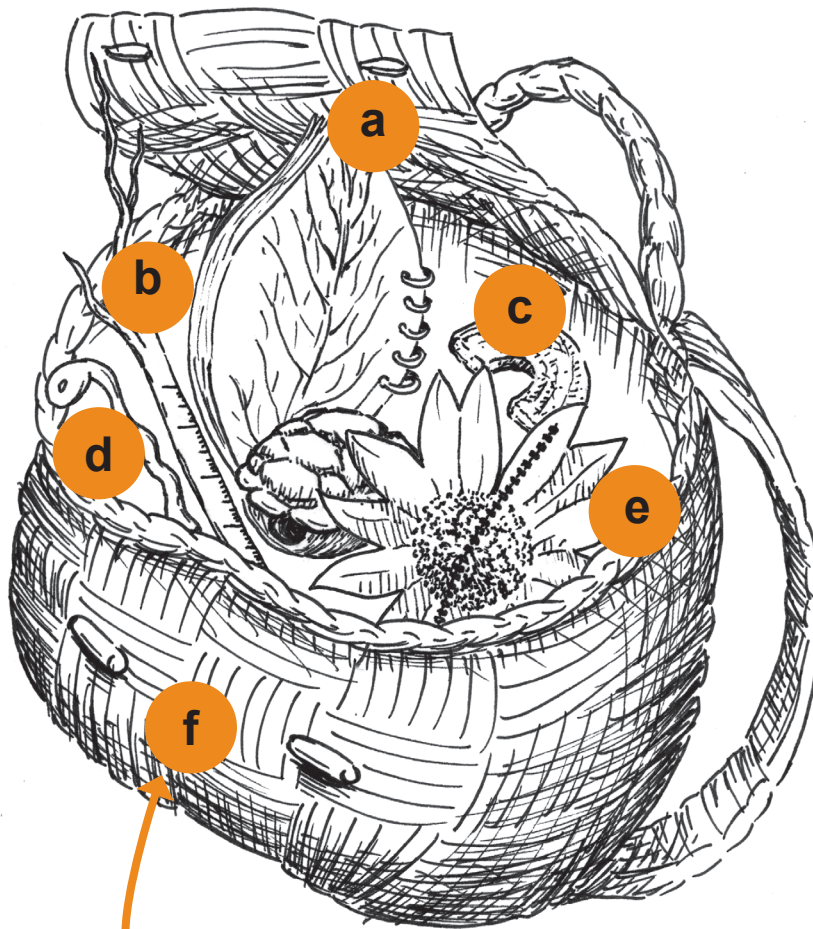


6

Lesson 2: Magic schoolbag



1. Listen and match.



a pencil


a rubber

a schoolbag

a pencil case

a notebook

a ruler

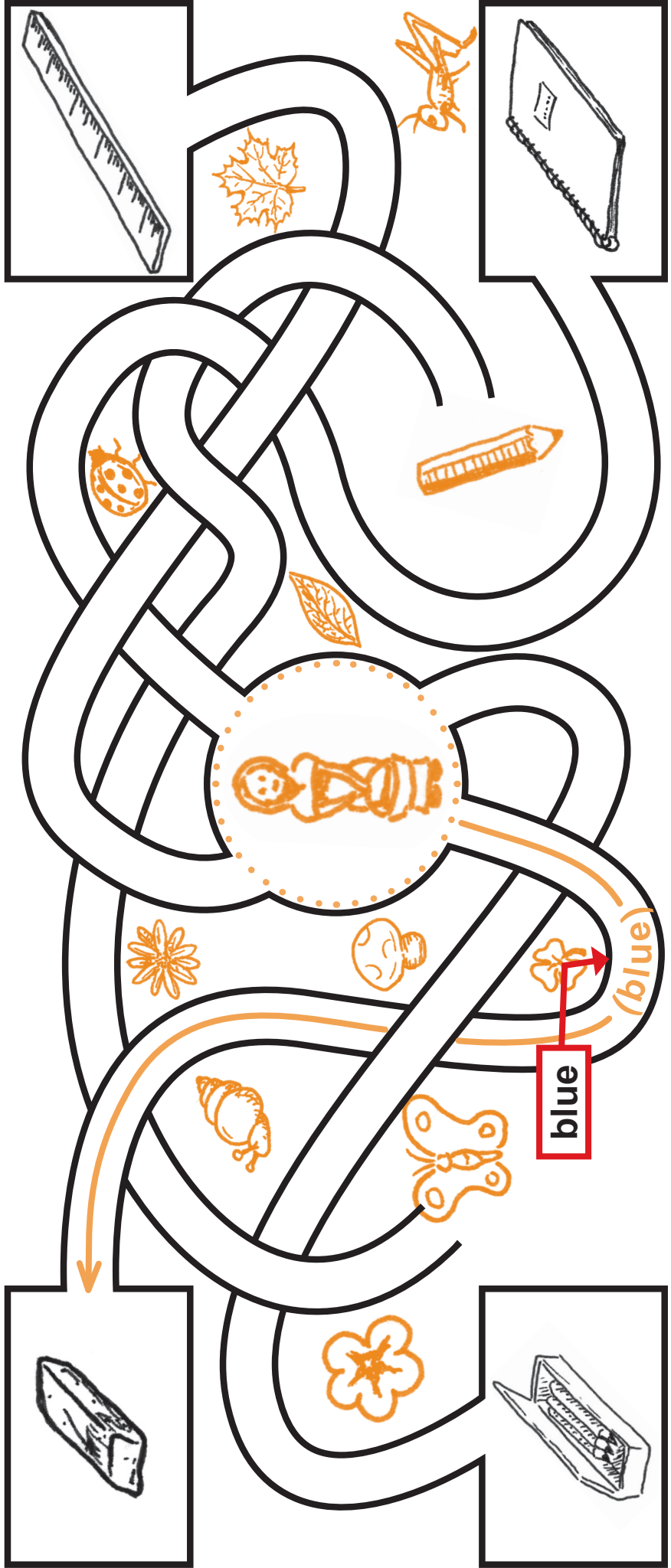


2. Find and colour.




rubber: blue path
pencil case: red path

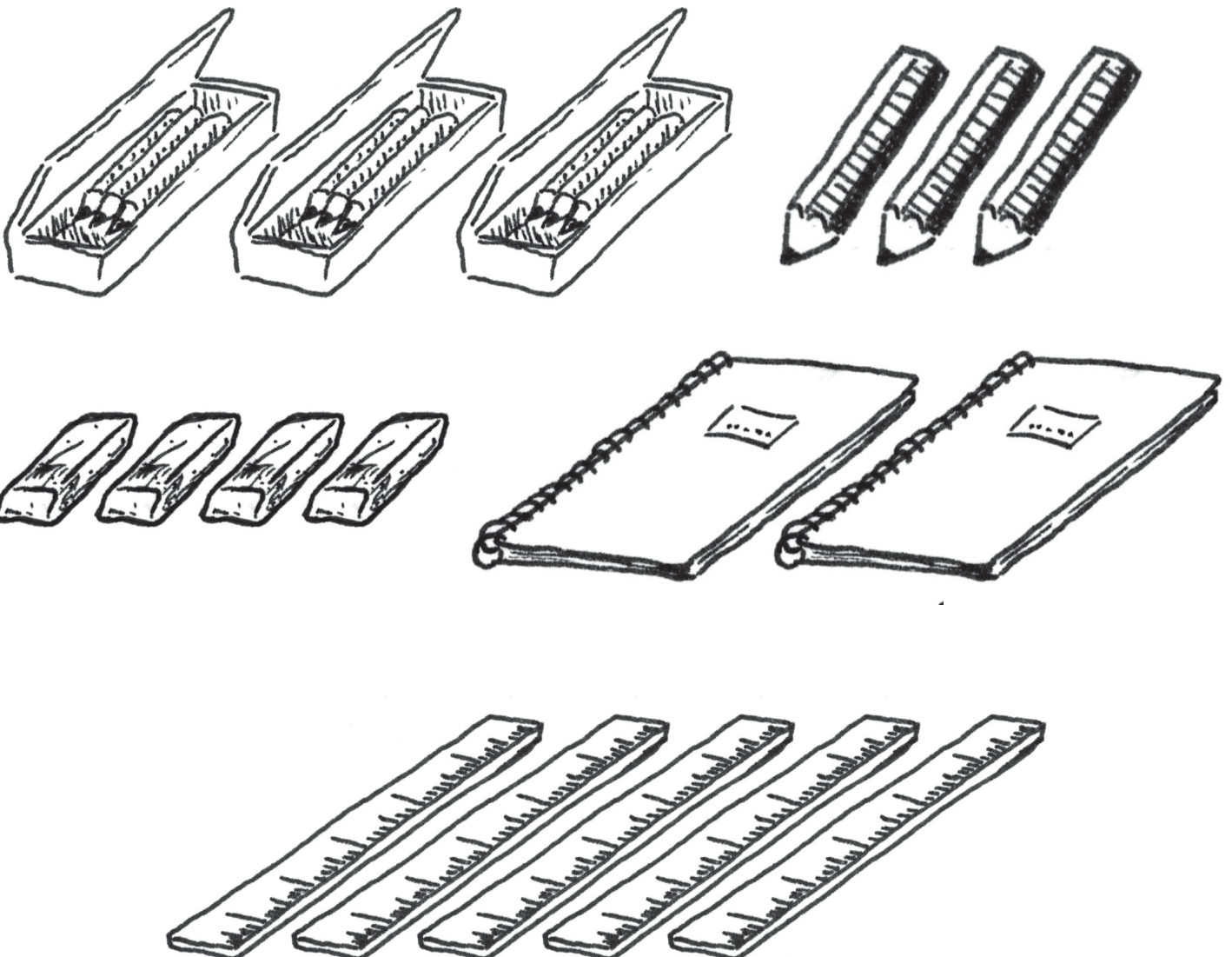
ruler: green path
notebook: pink path



3. Read and colour.



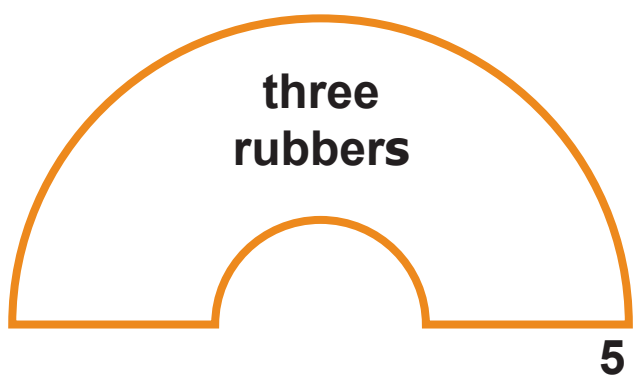


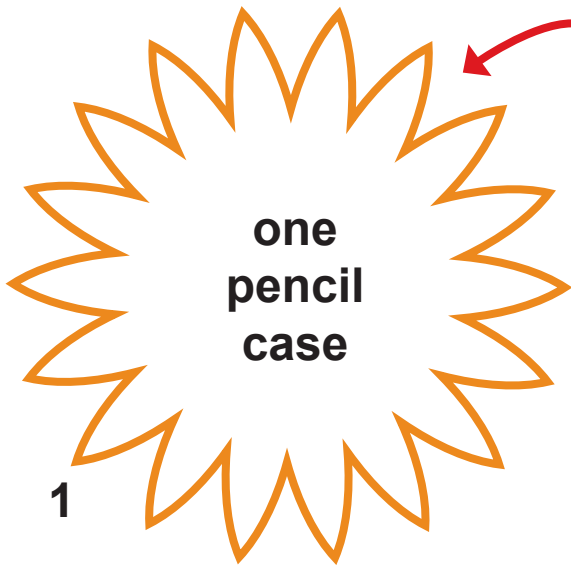
three red pencils
four green rubbers
two pink notebooks
five red rulers
three pink pencil cases



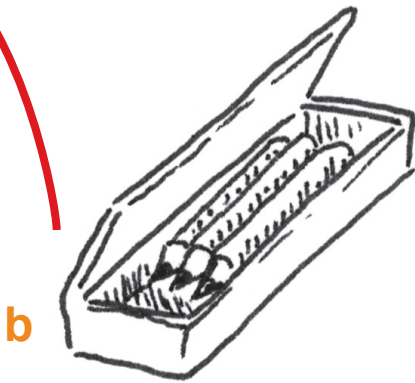






Lesson 2: Magic schoolbag



4. Match the pictures with the phrases.





Unit 1: In the Fairytale Forest



5. Find the school things and write the words.



two notebooks



three



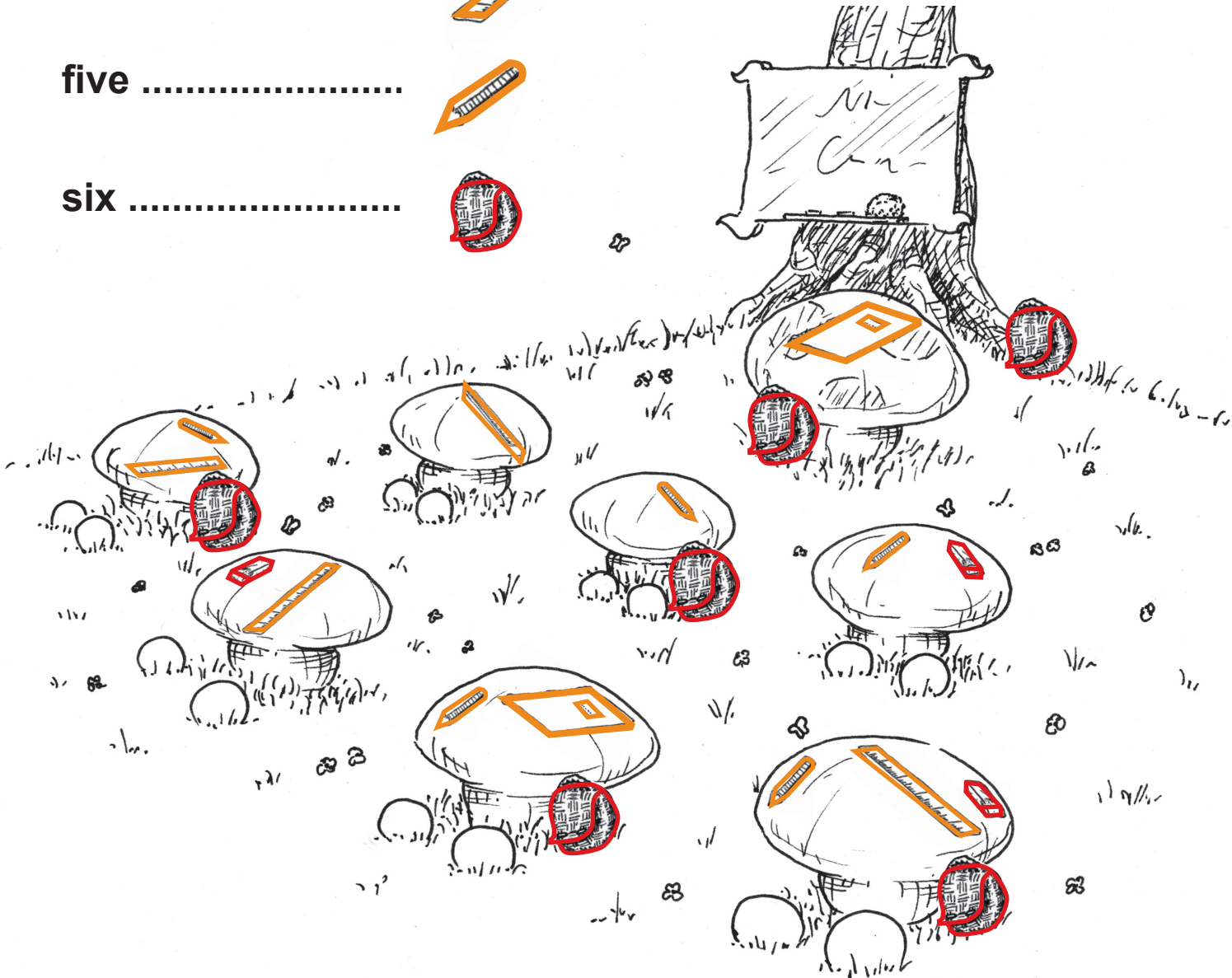
four



five




six



Lesson 3: School is fun




1. Listen and number the pictures.





2. Can you find the magic phrase?




1. ● blue


2. ● red

3. ● green

4. ● pink



3. Write the missing letters.




1. d e sk



2. schoo b g



3 r bb r



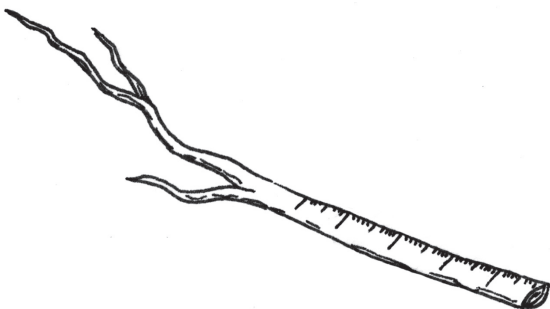
4. b rd



5. p nc l ca e




6. n t boo












7. r l r


Lesson 3: School is fun

4. Can you find the magic phrase?



 = e	 = o	 = l
 = h	 = r	 = b
 = y	 = v	 = d





5. Match the leaves and write.



ruler

-
-
-
-
-
-
-

de

sk

da

nce

pen

est

book

bag

ru

ler

school


note

for

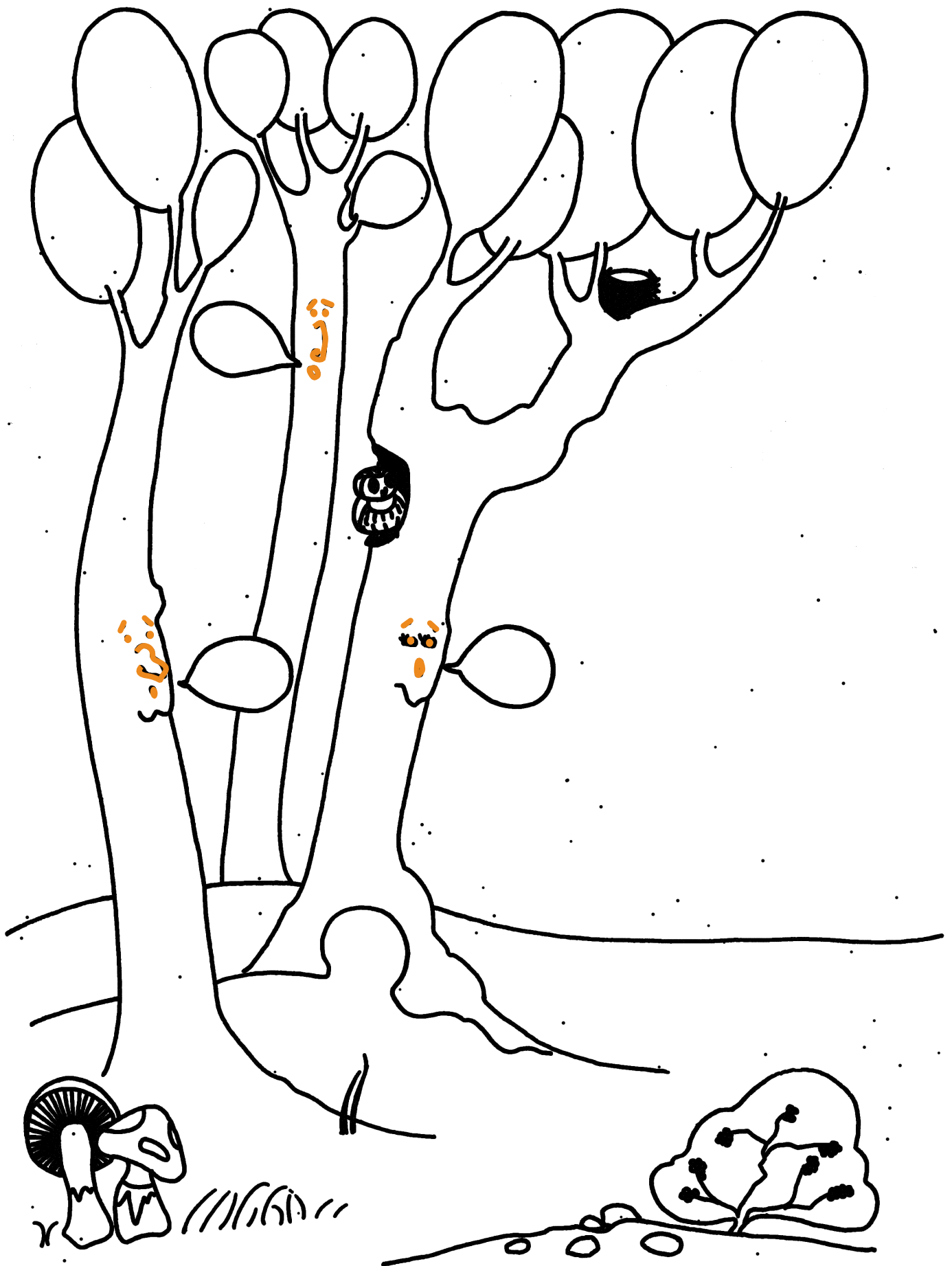
cil

Unit 1: In the Fairytale Forest

Art time!



This is the fairytale forest where the trees and animals talk and the grass whispers in English.




Project



Leaf mobile

You can find the leaves and the butterfly on page 101/89 (Volume 3).



Unit evaluation

How many stars for...?


The story



Songs and rhymes



Games / puzzles



Unit 1: In the Fairytale Forest

Which are your favourite words and phrases?
Write and say.



.....

.....

.....

.....

.....

Unit 1: In the Fairytale Forest

Lesson 1: Bella the cat and the baby mouse




1. Circle the words.




g	r	a	n	d	m	a
i	a	b	e	a	u	f
g	r	a	n	d	p	a
s	i	b	o	d	y	m
i	t	y	z	y	t	i
s	i	s	t	e	r	l
g	o	m	u	m	m	y
b	r	o	t	h	e	r

Unit 2: The story of Bella the cat





2. Can you find the mouse family? Match and write.



grandpa

.....

.....

.....

.....

.....

mouse



.....

.....

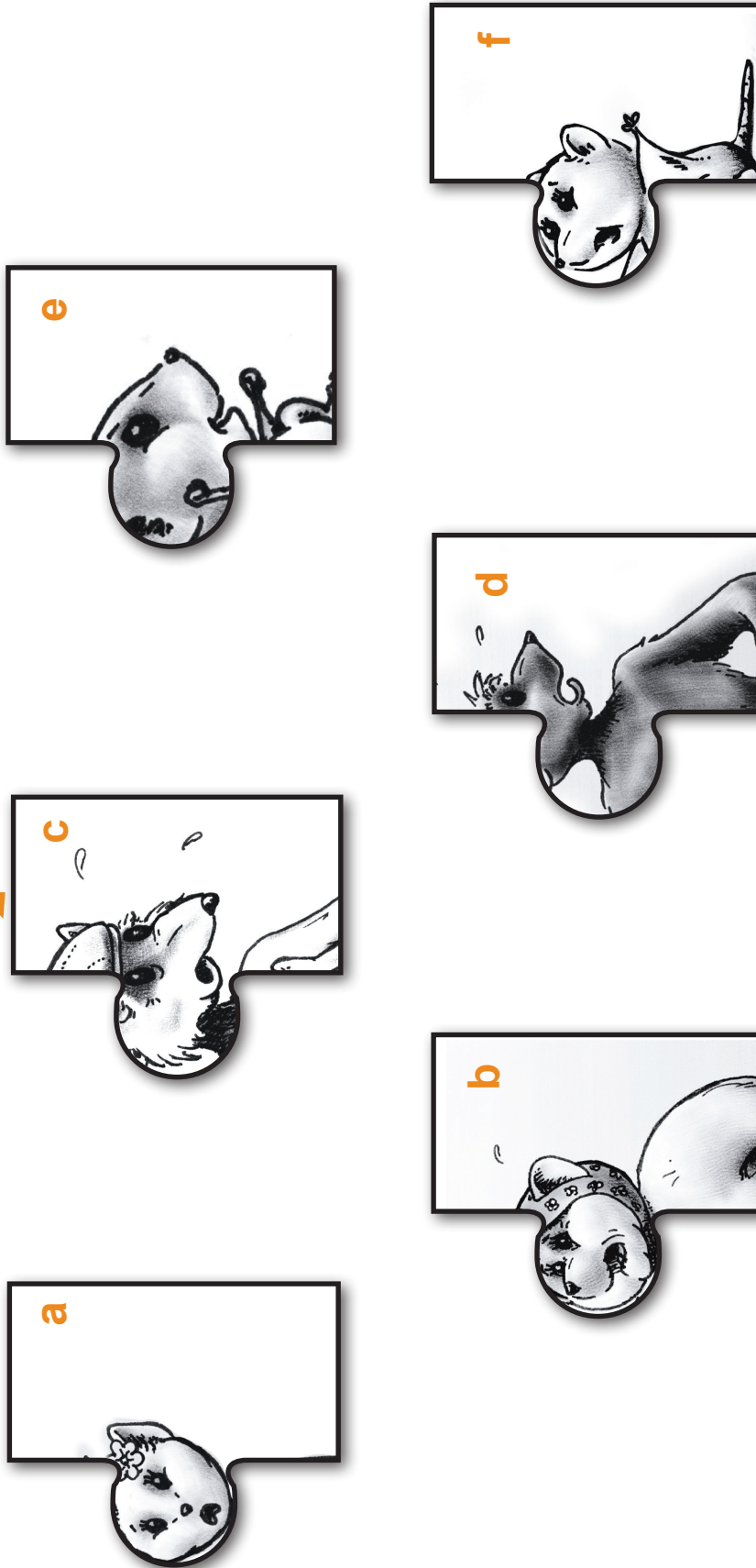
.....

.....

.....




Unit 2: The story of Bella the cat




Lesson 1: Bella the cat and the baby mouse



3. Can you find the magic word?



- 1. ● blue
- 2. ● red
- 3. ● green
- 4. ● pink
- 5. ● yellow



Unit 2: The story of Bella the cat

Unit 2: The story of Bella the cat




4. Read and write.

A



This is my
grandma
.....

B



This is my
.....

C



This is my
.....

Unit 2: The story of Bella the cat

This is my

.....



D

This is my

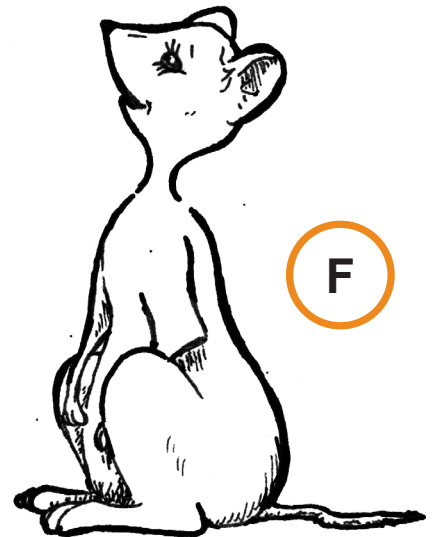
.....



E

This is my

.....



F



I'm baby mouse.

Unit 2: The story of Bella the cat



5. Read and write.

Grandpa mouse,
can you put the
bell on Bella the cat?

No, I can't. No, I can't.

.....



Baby mouse can you put
the bell on Bella the cat?

Yes, I can. Yes, I can!


.....



What about you?

Can you play the drum?

.....



Can you dance?

.....



Can you jump?

.....



Can you put a bell
on a cat?

.....



Can you put a bell
on a lion?

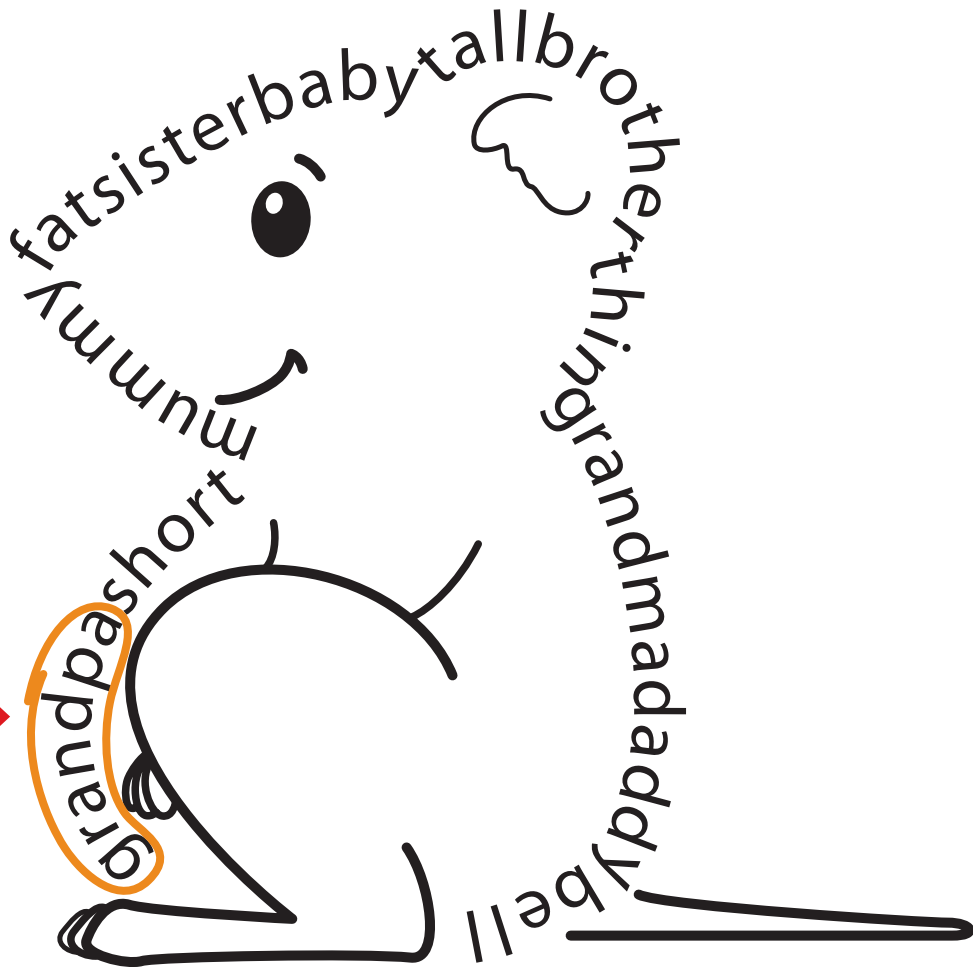
.....



Lesson 2: The mouse family




1. Circle the words.



g r a n d p a s h o r t m u m m y f a t s i s t e r b a b y
t a l l b r o t h e r t h i n g g r a n d m a d a d d y b e l l



2. Circle the correct word.



1. Grandpa mouse is old / young
2. Grandma mouse is thin / fat
3. Mummy mouse is old / young
4. Daddy mouse is tall / short
5. Brother mouse is thin / fat
6. Sister mouse is tall / short

Unit 2: The story of Bella the cat



3. Match and write.



1. Grandpa mouse isn't fat.

He's **thin**


2. Grandma mouse isn't young.

She's

3. Mummy mouse isn't tall.

She's

Unit 2: The story of Bella the cat



Lesson 2: The mouse family



4. Write the missing letters.



1. g r an d p a



2. g _____ an _____ a



3. m _____ m _____ y

Unit 2: The story of Bella the cat



4. d _____ dy



5. br _____ th _____ r



6. s _____ s _____ r



7. b _____ b _____

Unit 2: The story of Bella the cat




5. Listen and colour.




A.


1



2



3



B.

1



2



3



C.

1



2



3



Unit 2: The story of Bella the cat

Lesson 3: The brave baby mouse






1. Circle the words.




h	u	n	g	r	y
a	n	s	a	b	r
p	a	n	g	r	y
p	s	a	d	a	s
y	b	r	a	v	o
s	c	a	r	e	d



Unit 2: The story of Bella the cat



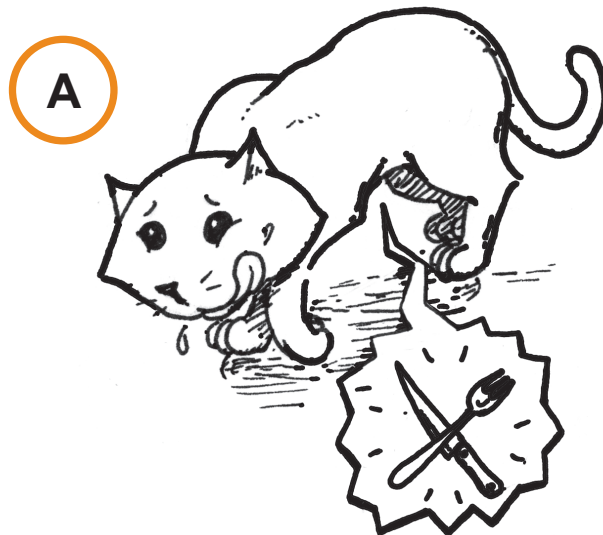
Unit 2: The story of Bella the cat





2. Match and write.



1. Bella the cat is **hungry**
2. Grandpa mouse is
3. Mummy mouse is
4. The mouse family is
5. Bella the cat is



Unit 2: The story of Bella the cat



Unit 2: The story of Bella the cat



3. Do the crossword and find the magic phrase.



1.

--	--	--	--	--	--	--	--

2.

--	--	--	--	--	--	--	--	--

3.

--	--	--	--	--	--	--	--	--	--

4.

--	--	--	--	--	--	--	--	--

5.

--	--	--	--	--	--	--	--

6.

--	--	--	--	--	--

7.

--	--	--	--	--	--	--

8.

--	--	--	--	--	--	--

9.

--	--	--	--	--



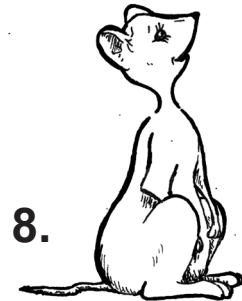



10.

--	--	--	--	--

11.

--	--	--	--	--	--


Unit 2: The story of Bella the cat



Lesson 3: The brave baby mouse



4. Can you help the cat get to the mouse?




Unit 2: The story of Bella the cat

Unit 2: The story of Bella the cat



5. Listen, draw and write.



Brother mouse is **angry**



Sister mouse is



Daddy mouse is

Unit 2: The story of Bella the cat



Mummy mouse is



Grandma mouse is

Unit 2: The story of Bella the cat



6. How are you today? Draw and write how you feel.

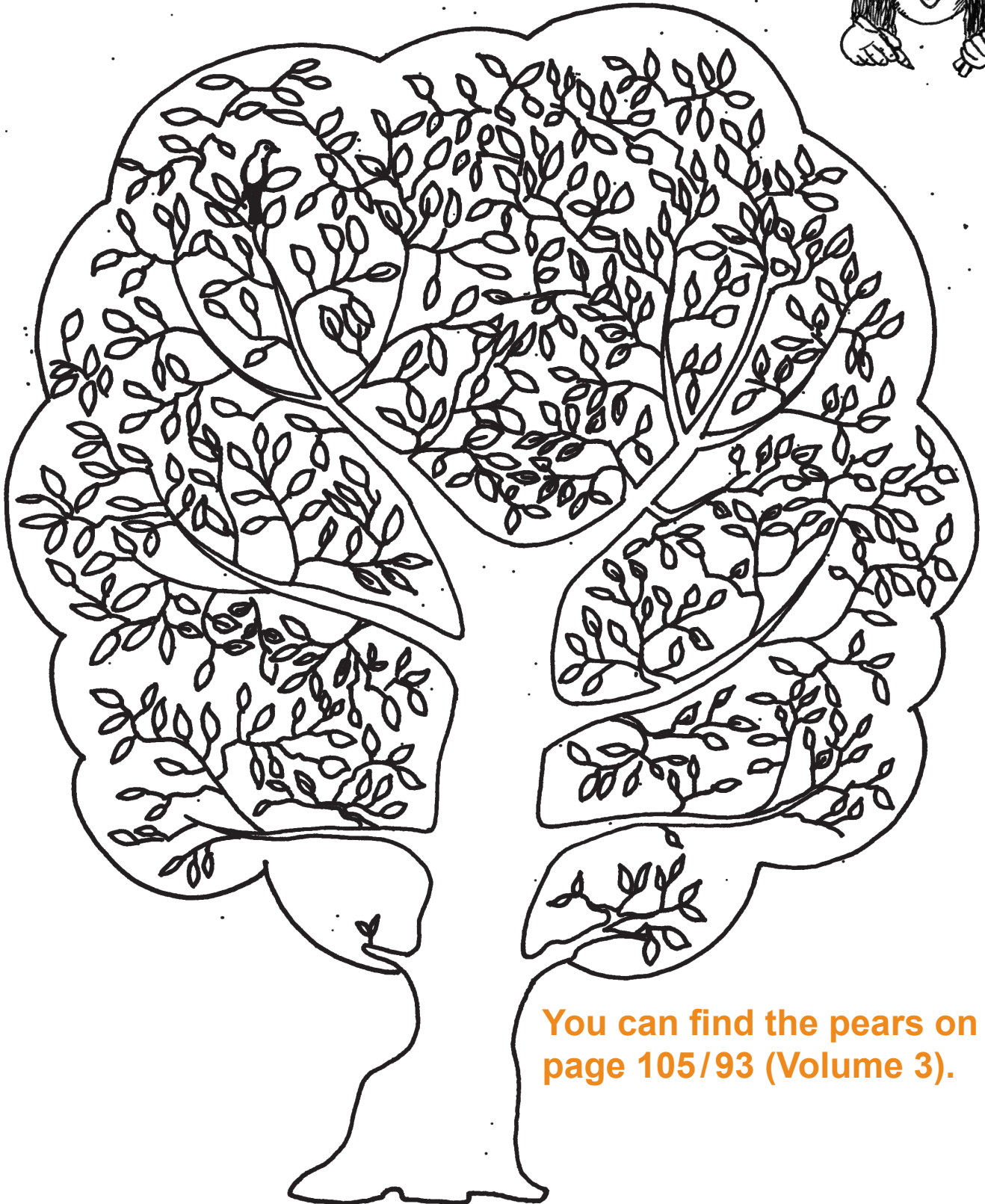


.....

.....

Art time!

Family Tree



You can find the pears on page 105/93 (Volume 3).

Unit 2: The story of Bella the cat

Project



Cat and mouse masks.



You can find the masks on page 103/91
(Volume 3).

Unit evaluation

How many stars for...?


The story



Songs and rhymes




Games / puzzles



Unit 2: The story of Bella the cat

Which are your favourite words and phrases?
Write and say.



.....

.....


.....

.....

.....


Lesson 1: Pinocchio, the puppet

1. Match the pictures with the words.



doll

puzzle



hopscotch

teddy bear

puppet

star


boy



Unit 3: The story of Pinocchio



2. Find and write the words.



1 puppet



2

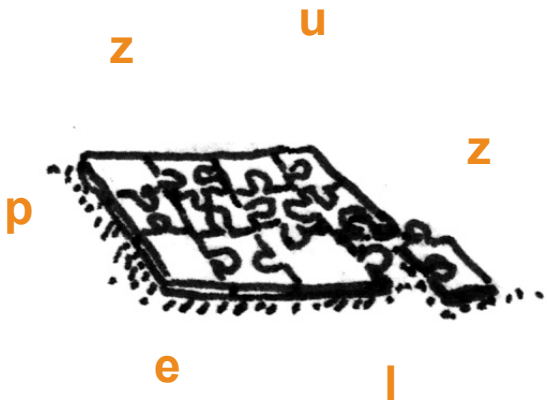


3




4

Unit 3: The story of Pinocchio



5



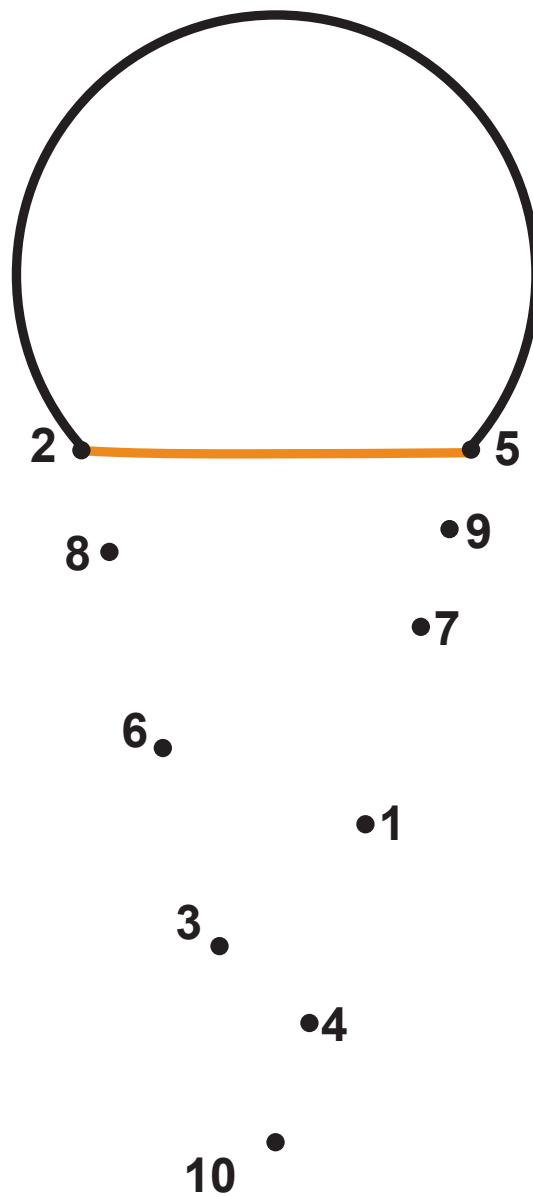
6

Unit 3: The story of Pinocchio

Lesson 1: Pinocchio, the puppet



3. Listen and draw.





4. What's the missing number?



$$3 + \underline{6} = 9$$



$$9 - 4 = \underline{\quad}$$



$$9 - \underline{\quad} = 1$$



$$\underline{\quad} + 4 = 7$$



$$1 \times \underline{\quad} = 1$$



$$4 - \underline{\quad} = 2$$



$$3 + 7 = \underline{\quad}$$



$$1 + \underline{\quad} = 8$$

Unit 3: The story of Pinocchio

Lesson 2: Pinocchio, the boy






1. Circle the words.







r m e s w i n g
o p s c o d y v
p o i h u w q a
a r f o r e s t
r i e o m y l o
k f s l i d e w
b o k i h c i d
e t o w n j z e

Unit 3: The story of Pinocchio



Unit 3: The story of Pinocchio

2. Write the missing letters.



Unit 3: The story of Pinocchio

Unit 3: The story of Pinocchio

Lesson 2: Pinocchio, the boy



3. Write the missing letters.




Mark is in the park.

Pinocchio is a b_____ and



not a t_____.



Unit 3: The story of Pinocchio



I can play on the sl_____ and I can

h_____.



The c_____ is f_____.



Bella is a _____ and hu _____

Unit 3: The story of Pinocchio



4. Talk to your partner.

1. CAN

2. CAN'T






Can you...				
...play hopscotch?				
...do a puzzle?				
...play on the slide?				
...run?				

	my name	friend 1	friend 2
	1	1	1
	2	2	2
	Smiley	Smiley	Smiley
	Smiley	Smiley	Smiley
	Smiley	Smiley	Smiley
	Smiley	Smiley	Smiley
	Sad	Sad	Sad
	Sad	Sad	Sad
	Sad	Sad	Sad
	Sad	Sad	Sad

Lesson 3: Pinocchio at home



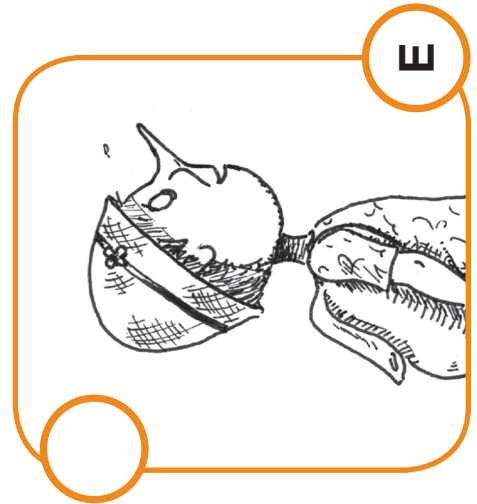
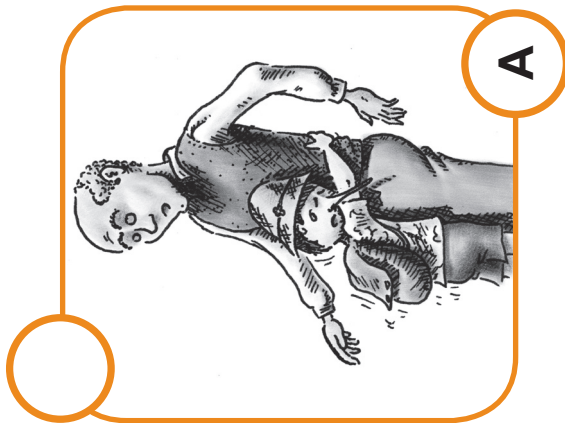
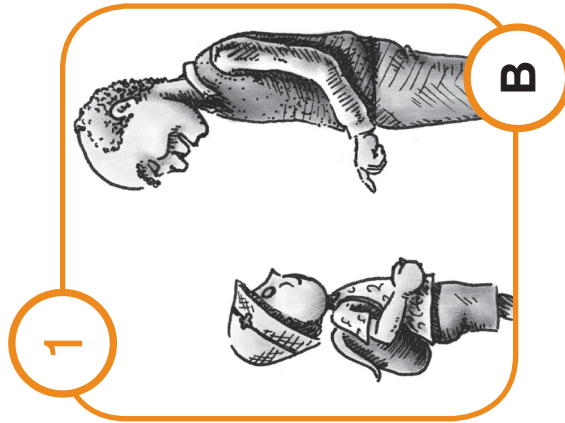
1. Match the pictures with the words.


<p>A</p> 	<p>B</p> 	<p>C</p> 	<p>D</p> 	<p>E</p> 	<p>nose</p>	<p>hand</p>	<p>toy</p>	<p>sandwich</p>	<p>puppet</p>
---	---	--	---	---	-------------	-------------	------------	-----------------	---------------

Unit 3: The story of Pinocchio

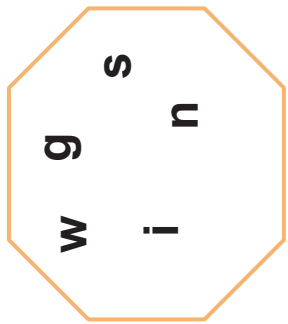


2. Listen and number the pictures.





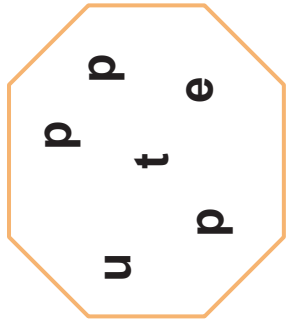
3. Find and write the words.



1

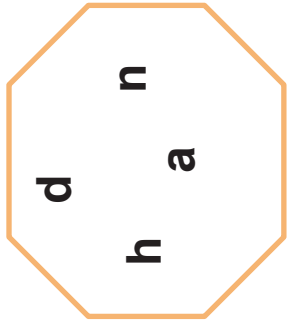
swing

.....



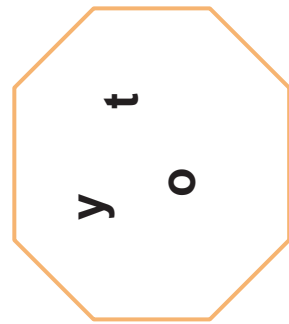
2

.....



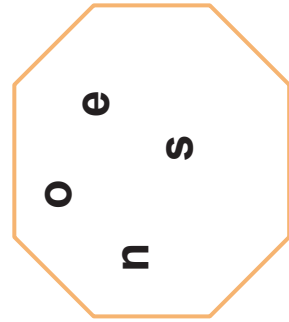
3

.....



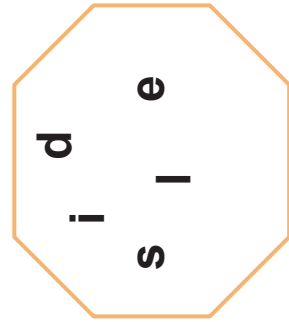
4

.....



5


.....





























6

.....

Lesson 3: Pinocchio at home



4. Can you find the magic phrase?

A	B	C	D	E	F	G	H	I	J	K	L	M
												
N	O	P	Q	R	S	T	U	V	W	X	Y	Z
												





5. Pinocchio, what have you got in your hand?



To find out, you can go back to Lesson 2 on page 82-85/49 (Volume 2) and follow Pinocchio into town.

town



sports
centre



restaurant



park



home
(start and end)





I've got a

Unit 3: The story of Pinocchio

Art time!

Star Light, Star Bright. The night has a thousand stars, draw your town at night with stars and the moon.



Project



Star cut-out




**You can find the star
on page 105/93 (Volume 3).**

Unit 3: The story of Pinocchio

Unit evaluation

How many stars for...?


The story



Songs and rhymes



Games / puzzles



Which are your favourite words and phrases?
Write and say.



.....

.....

.....


.....

.....

Lesson 1: The weather story



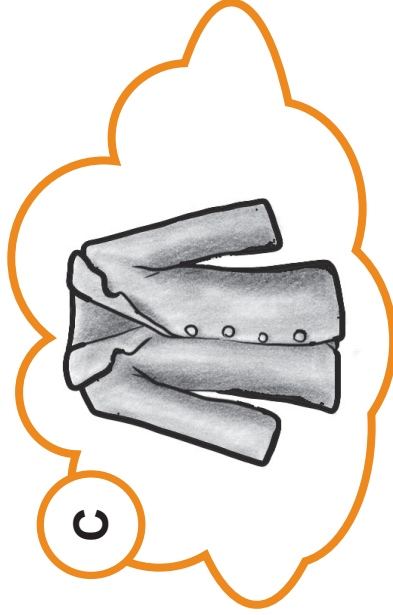
1. Match the pictures with the words.



strong



coat



sun

man

story

wind



2. Choose the correct picture.



2. Who's stronger?



...

1. Who's shorter?



3. Who's older?



4. Who's taller?



5. Who's younger?



Lesson 1: The weather story



3. Find the words and do the crossword.



I can take off his co a t ².

Let me tell you a story about
the sun ³ and the wind ⁵.

Let's see who can take ⁶ off his coat.

I am very sun ⁴.

Can you see that moon ¹?

The crossword puzzle grid consists of the following structure:

- 1. Moon: 5 letters, starting at row 1, column 4.
- 2. Coat: 4 letters, starting at row 2, column 4.
- 3. Sun: 3 letters, starting at row 3, column 1.
- 4. Sun: 5 letters, starting at row 3, column 1.
- 5. Wind: 4 letters, starting at row 3, column 4.
- 6. Take: 4 letters, starting at row 4, column 4.

The letters 'c', 'o', 'a', and 't' are already filled in the grid at the following positions:


- Row 2, Column 4: c
- Row 3, Column 4: o
- Row 3, Column 5: a
- Row 4, Column 4: t



4. Find and write the phrases.



1. How



2. I'm fine,



3. Let me



4. Sure




5. Let's see

Lesson 2: The rainbow




1. One is different. Circle it.

1



2




Unit 4: The Wind and the Sun


3



4



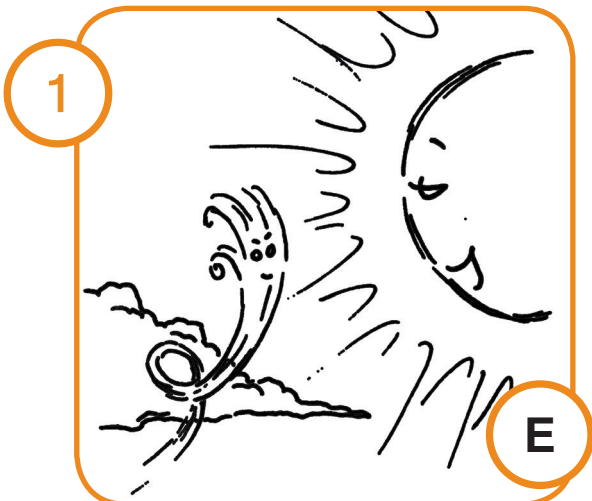
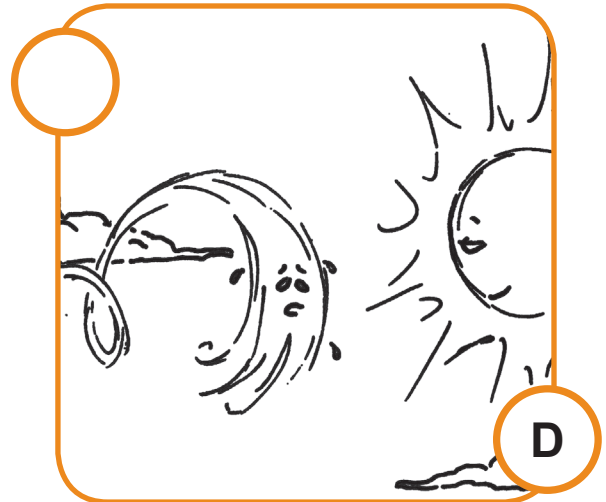

5



Unit 4: The Wind and the Sun

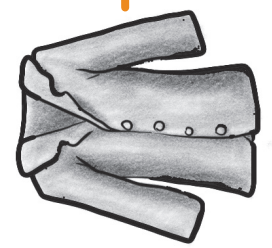




2. Listen and number the pictures.



Lesson 2: The rainbow

3. Find and write.



1. umbrella.....

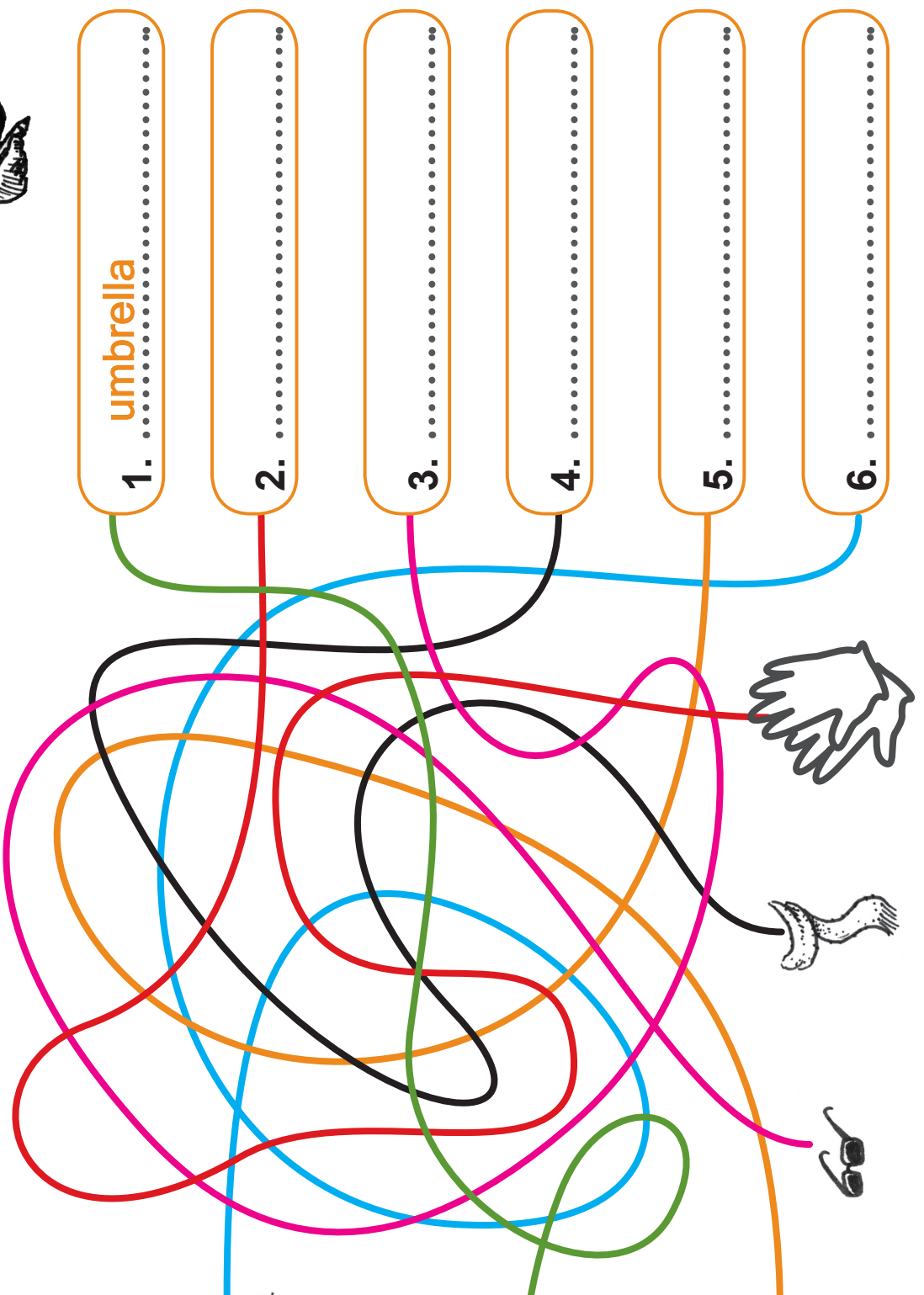
2.

3.

4.


5.

6.






4. Can you find the magic phrase?




- 1. ● pink
- 2. ● red
- 3. ● orange
- 4. ● yellow
- 5. ● green
- 6. ● blue
- 7. ● purple



Lesson 3: The season game



1. Join, colour and write.

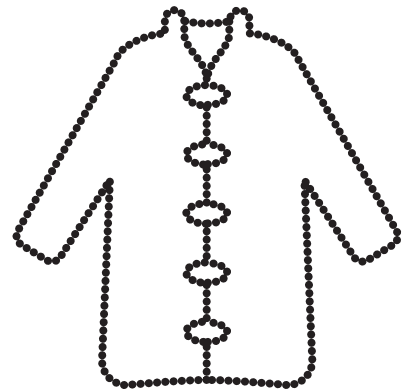
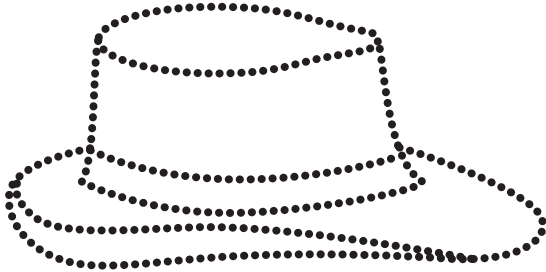


1. sunglasses

2.

.....

.....


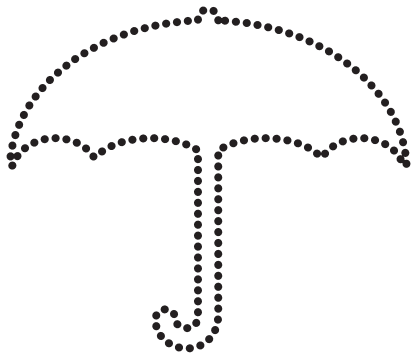


3.

4.

.....

.....



5.

6.

.....

.....



2. Match the phrases.

It's great!

I'm cold.

I'm wearing sunglasses.

It's autumn.

It's windy.

I'm hot.

I can see a rainbow.

It's summer.

It's raining.

It's hot!

I'm wearing a hat!

It's spring.

It's sunny.

I'm holding
an umbrella.

I'm wearing a scarf.

It's winter.

3. Write the missing letters.



Snow White is w **earing** a coat. Alice is

w..... a scarf.

Ms Butterfly is h..... an umbrella. The doll is

p..... hopscotch. Pinocchio is d.....

a puzzle.


Lesson 3: The season game



4. Put the words in the correct groups.



~~scarf~~, winter, coat, town, hat, grandma, autumn, grandpa, brother, ant, hare, gloves, seal, spring, zoo, sister, park, summer, penguin, school



family




clothes




animals



places




seasons



5. Match, write and draw.

aut
win
sum
spr

mer
umn
ing
ter

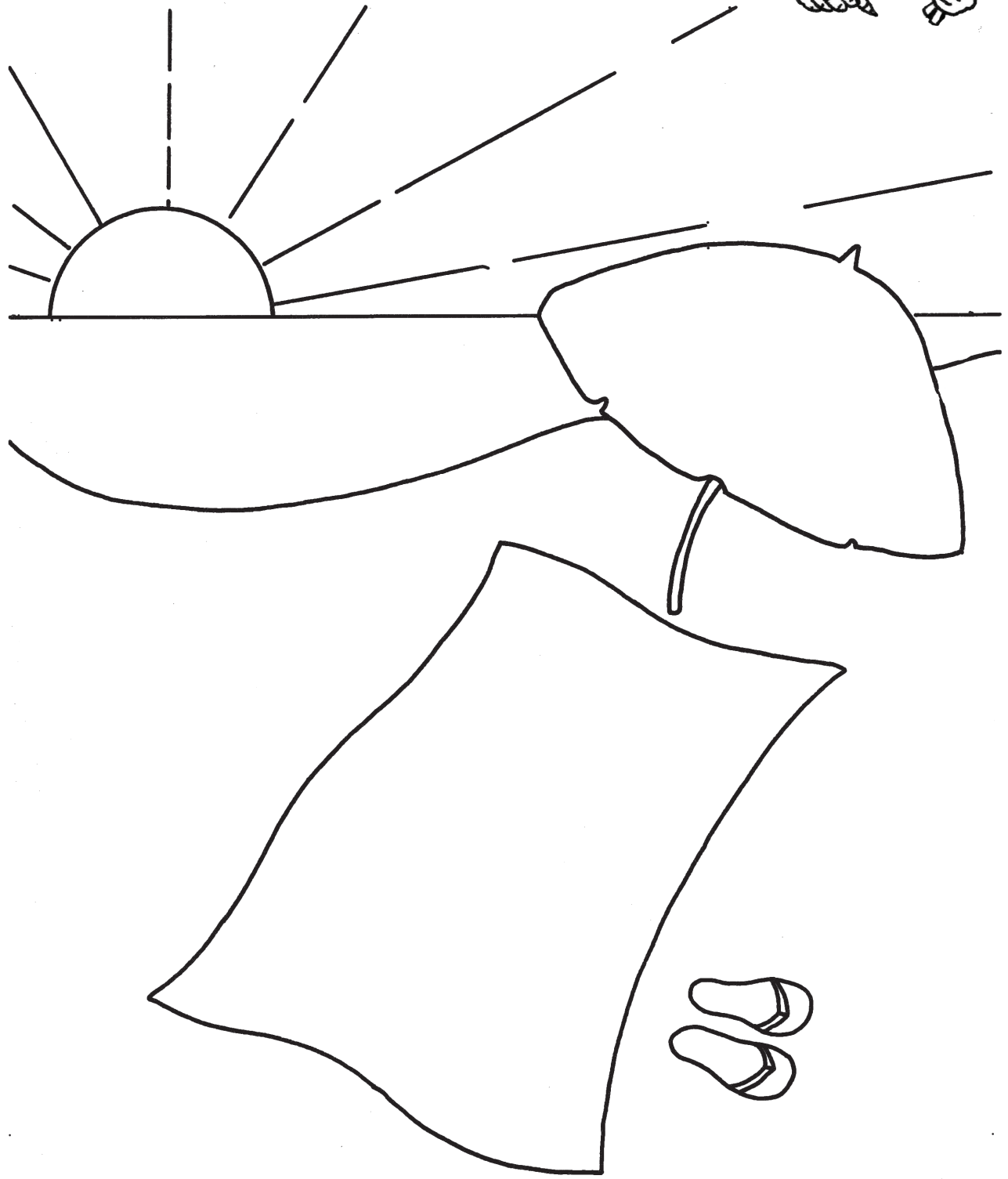


autumn

.....

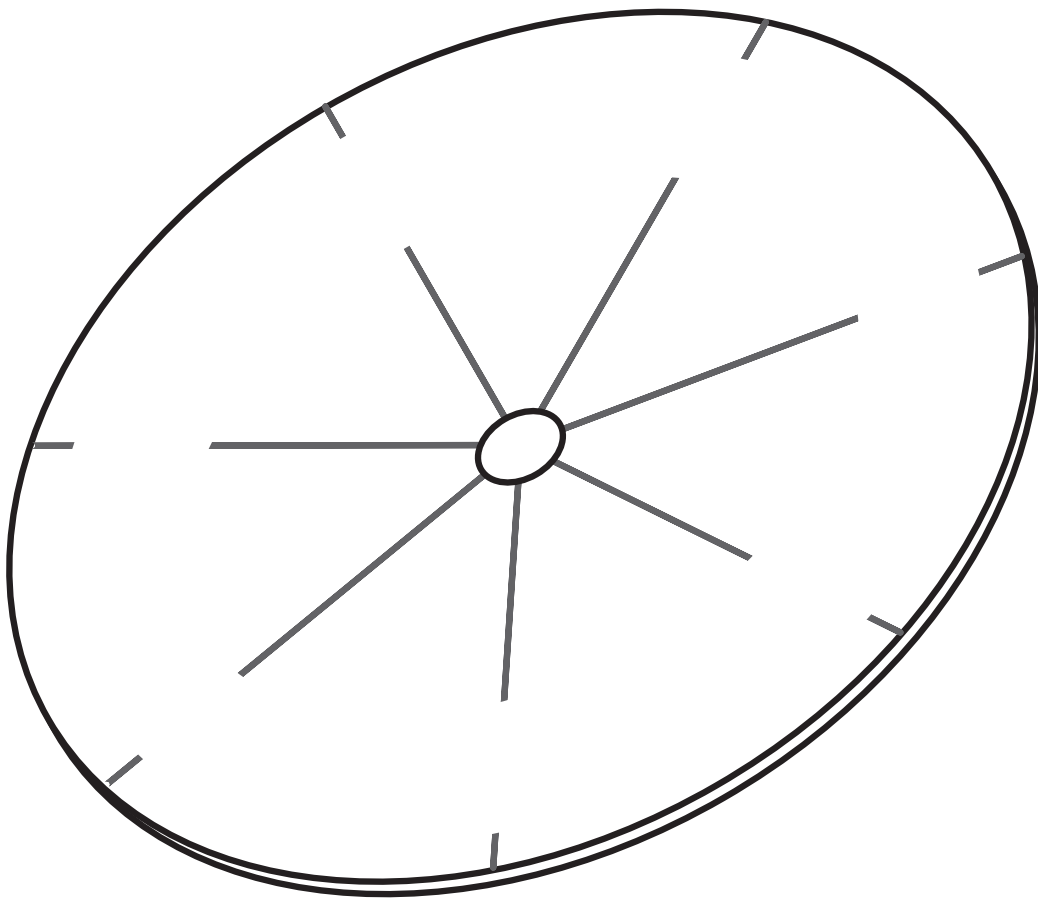
Art time!

Design a summer beach towel and umbrella



Project

Spin wheel



**You can find the spin wheel
on page 107/95 (Volume 3).**

Unit evaluation

How many stars for...?


The story




Songs and rhymes



Games / puzzles



Which are your favourite words and phrases?
Write and say.



.....

.....

.....

.....

.....

Table of Contents

Volume 2

5 Unit 1: IN THE FAIRYTALE FOREST

- 5 Lesson 1: A school in the forest**
- 15 Lesson 2: Magic schoolbag**
- 21 Lesson 3: School is fun**

32 Unit 2: THE STORY OF BELLA THE CAT

- 32 Lesson 1: Bella the cat and the baby mouse**
- 42 Lesson 2: The mouse family**
- 50 Lesson 3: The brave baby mouse**

65 Unit 3: THE STORY OF PINOCCHIO

- 65 Lesson 1: Pinocchio, the puppet**
- 70 Lesson 2: Pinocchio, the boy**
- 77 Lesson 3: Pinocchio at home**

86 Unit 4: THE WIND AND THE SUN

86 Lesson 1: The weather story

90 Lesson 2: The rainbow

95 Lesson 3: The season game

Βάσει του ν. 3966/2011 τα διδακτικά βιβλία του Δημοτικού, του Γυμνασίου, του Λυκείου, των ΕΠΑ.Λ. και των ΕΠΑ.Σ. τυπώνονται από το ΙΤΥΕ - ΔΙΟΦΑΝΤΟΣ και διανέμονται δωρεάν στα Δημόσια Σχολεία. Τα βιβλία μπορεί να διατίθενται προς πώληση, όταν φέρουν στη δεξιά κάτω γωνία του εμπροσθόφυλλου ένδειξη «ΔΙΑΤΙΘΕΤΑΙ ΜΕ ΤΙΜΗ ΠΩΛΗΣΗΣ». Κάθε αντίτυπο που διατίθεται προς πώληση και δεν φέρει την παραπάνω ένδειξη θεωρείται κλεψίτυπο και ο παραβάτης διώκεται σύμφωνα με τις διατάξεις του άρθρου 7 του νόμου 1129 της 15/21 Μαρτίου 1946 (ΦΕΚ 1946,108, Α').

Απαγορεύεται η αναπαραγωγή οποιουδήποτε τμήματος αυτού του βιβλίου, που καλύπτεται από δικαιώματα (copyright), ή η χρήση του σε οποιαδήποτε μορφή, χωρίς τη γραπτή άδεια του Υπουργείου Παιδείας, Έρευνας και Θρησκευμάτων / ΙΤΥΕ - ΔΙΟΦΑΝΤΟΣ.